

***DIVISIONAL PUBLIC SCHOOL & COLLEGE SAHIWAL
(SUB CAMPUS CHICHAWATNI)***



**Summer Pack
Session 2022-23
Class-I**

Name: _____ **I.D.NO** _____

Father Name: _____ **Section:** _____



ENGLISH



School
closed
for
Summer

Dear Parents,

The long awaited summer vacation is here. Time to relax be productive and to get ahead. As important as it is to rest and enjoy, it is also important to continue to learn. Keep a balance between work and play and allow your kids to grow in the process.

Keep reminding your child to write neat with sharpened pencil and on the lines. Let the child to do his/her work by his/her own hands. Originality of the task will be appreciated rather than the perfection. It will surely enhance your child's learning process.

Dear Students,

- ❖ Do your summer vacation Home Work by yourself.
- ❖ Parents should just guide their children in completing their homework.
- ❖ Task Partially or completely done by parents or others will not be granted any marks.
- ❖ Originality of creative work will be appreciated.
- ❖ Marks will be deducted for untidy work.
- ❖ The work should be neat & clean.
- ❖ Do each subject work on a separate note book.
- ❖ Summer vacation home work of each subject will carry 5 marks separately. These marks will be added to the result of 1st Semester Examination.
- ❖ Last date of Submission: _____
- ✓ Take a bath daily.
- ✓ Brush your teeth twice a day.
- ✓ Clip your nails every Friday.

Relax, Enjoy have loads of fun and come back refreshed.

Blessing of Allah

Read the paragraph and answer the following question:

One day, fruits and vegetables met together in a basket. They became friends. All of them were talking to one another, but red carrot was sitting quietly in a corner, “why are you sad? Asked yellow Mango. She said Juicy Apple always fights with me. He says he is very sweet and healthy. People like to eat him more than I. he makes fun of me. All the fruits and vegetables felt sorry for Red carrot. You should not feel sad. Allah has blessed us with Good health. We should not fight, said Yellow Mango. Everyone agreed. Juicy Apple also said sorry to Red carrot being rude to her and they became friends again.

Answer the questions

Q1: Who met together in a basket?

Ans:

Q2: Who was sitting quietly?

Ans:

Q3: Who was sad?

Ans:

Q4: Who blessed us with good health?

Ans:

Q5: Who felt sorry for Red carrot?

Ans:

Make sentences.

Late

Sister

Shoe

Like

Good

Talking

Sad

Making

Flowers

Friends

Fill in the missing letters to complete words.

Ho _____ e



C _____ p



Sch _____ l



Ha _____ ds



Sho _____



Tr _____ in



Pe _____ c _____ l



Fl _____ w _____ rs



Fr _____ its



P _____ per



NOUN

✿. Read these sentences. Put a circle around the naming words.


1. Hens lay eggs.



2. Ali plays cricket.



3. The girl ate apple.



4. The chair is big.



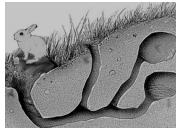
5. Horse eats grass.



6. Saima wrote a letter.



7. A rabbit lives in a burrow.



Proper or Common Nouns?



Classify the nouns in the correct group.

McDonald's	Antonio	car	Karla
scissors	mother	Spain	uncle
paper	Toyota	America	balloon
shoes	teacher	Domino's	Sara
Argentina	BellaVista	copybook	street




Proper Nouns	Common Nouns

Adjectives


❖ The words that tell us something about a person or a thing are called describing words or adjectives. Now add a describing word to each of the following.



A _____ pencil. A _____ parrot. A _____ star.



A _____ butterfly. A _____ monkey. An _____ orange



A _____ dog. A _____ bag. A _____ room.

VERB

A VERB is a word which tells us about what a person or a thing is **doing**.

Example: i). The moon shines at night.

ii). The dog is barking.

Q. Look at the picture and fill in the blanks with the verbs given in the box.


eats	walks	drink	swim	flies
i). Ducks	_____			in the pond.

ii). The aeroplane	_____			in the sky.

iii). Alia	_____			a mango.

iv). Kitty	_____			milk

v). Ali	_____			slowly.



Q. Can you say what the girl is doing in each picture? Use the words given in the brackets.


Reading	Writing	Cycling	swimming	cooking
i). She is	_____			

ii). She is	_____			


iii). She is	_____			

iv). She is	_____			

v). She is	_____			



Q. Look at the picture carefully and fill in the blanks using the help box.




shelf	toys	three	neat	carpet	Rinky	helps	curtain
-------	------	-------	------	--------	-------	-------	---------

This is Rinky's room. Her room is big. She keeps her room _____ and tidy. The room has a window with _____. Her books are kept on the _____. The _____ are put away in the cupboard after playing. There is a _____ on the floor. There are _____ pictures hanging on the wall. Rinky makes her own bed. She _____ her mother to keep her room clean. _____ is a good girl.


❖
Write feminine.




Dog




Horse



Peacock






Bull



Cock

Feminine



FEELINGS and EMOTIONS



*

• confused




*

• sad



*

• hungry



*

• happy



*

• worried



*

• sleepy



*

• surprised

✘: **Fill in the blanks using the given words bank.**

1. Cobbler, Cobbler Mend my _____.

Eight

2. Stitch it up and stitch it _____.

Down

3. Half past _____ is much too late!

Shoe

4. Gt it done by half paste _____.

Two

✘: **Match the rhyming words.**

Late

Book


Grow

Hen

Pen

Eight


✘: **Which is fast? Which is slow?**



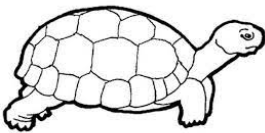
Horse



Motor Bike



Racing Car



Tortoise



Plane



Baby






FAST

SLOW

LIVING AND NON LIVING THINGS



Fill in the blocks with Yes or No.

LIVING OR NON LIVING					
	Does it breathe?	Does it eat?	Does it move?	Does it grow?	Is it living?
					
					
					
					
					

Body Parts

Blank box for labeling the head.

Blank box for labeling the head.

Blank box for labeling the nose.

Blank box for labeling the nose.

Blank box for labeling the chest.

Blank box for labeling the chest.

Blank box for labeling the stomach.


Blank box for labeling the arm.

Blank box for labeling the leg.

Blank box for labeling the leg.

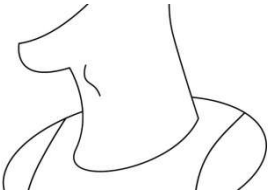
Blank box for labeling the foot.

Blank box for labeling the foot.



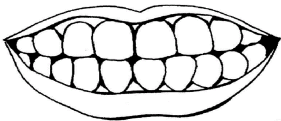
Blank lines for labeling the back.

Blank lines for labeling the back.



Blank lines for labeling the neck.

Blank lines for labeling the neck.



Blank lines for labeling the mouth.



Blank lines for labeling the ear.



Blank lines for labeling the eye.

Blank lines for labeling the eye.



Blank lines for labeling the nose.

Blank lines for labeling the nose.



Blank lines for labeling the hand.



Blank lines for labeling the hand.



Blank lines for labeling the lips.

ڈویژنل پبلک سکول وکالج چیچہ وطنی

سائنس

س:1 کوئی سے پانچ پالتو جانور کے نام لکھیں؟


ج

س:1 کوئی سے پانچ جنگلی جانوروں کے نام لکھیں؟


ج


س:1 اپنے پسندیدہ جانور کی تصویر چسپاں کریں؟

ج


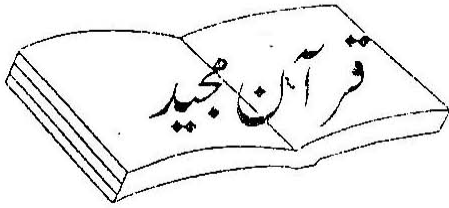

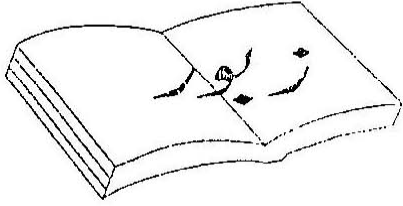


مندرجہ ذیل اعضا کے نام لکھیں۔



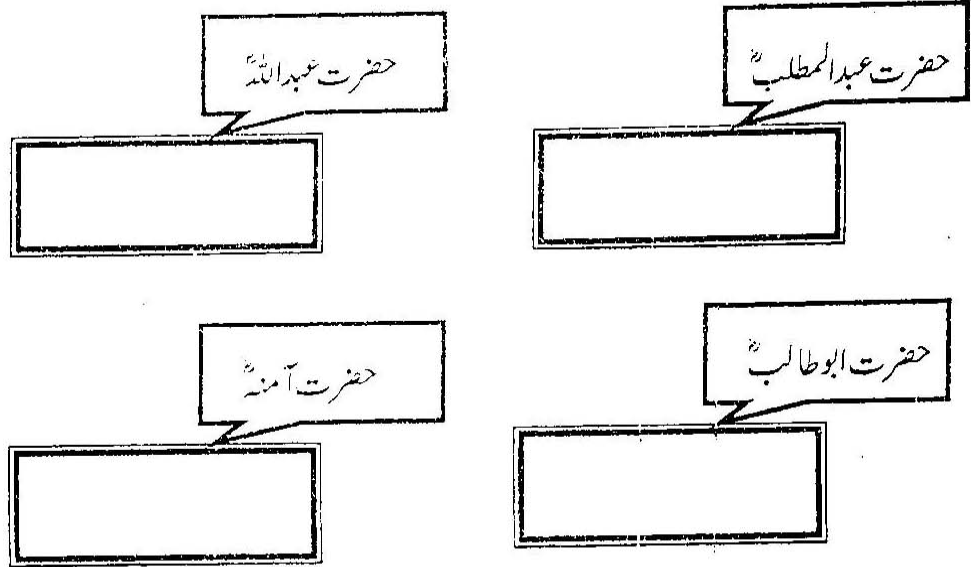


اللہ کی کتابیں



- ۱۔ حضرت موسیٰؑ پر _____ نازل ہوئی۔
- ۲۔ حضرت عیسیٰؑ پر _____ نازل ہوئی۔
- ۳۔ حضرت داؤدؑ پر _____ نازل ہوئی۔
- ۴۔ حضرت محمد ﷺ پر _____ نازل ہوئی۔

حضور کے رشتے



بِسْمِ اللَّهِ الرَّحْمَنِ الرَّحِيمِ

ترجمہ:

أَعُوذُ بِاللَّهِ مِنَ الشَّيْطَانِ الرَّجِيمِ

ترجمہ:


اللَّهُمَّ صَلِّ عَلَى مُحَمَّدٍ وَعَلَى آلِ مُحَمَّدٍ

ترجمہ:

رَبِّ زِدْنِي عِلْمًا

ترجمہ:

☆ اللہ تعالیٰ کے پانچ نام لکھیں۔



☆ دیئے گئے الفاظ کی مدد سے خالی جگہ پر کریں۔

رب - پیدا - خالق - اللہ - پیار - شکر

- ۱۔ اللہ نے ہمیں _____ کیا ہے۔
- ۲۔ ہمیں روزی _____ دیتا ہے۔
- ۳۔ اللہ پوری کائنات کا _____ ہے۔
- ۴۔ وہی ہمارا _____ ہے۔
- ۵۔ ہمیں اللہ کا _____ کرنا چاہیے۔

واقفیت عامہ

دیے گئے الفاظ کی مدد سے خالی جگہ پر کریں۔

گوردوارہ

مندر

گر جاگھر

مسجد

مسلمان نماز کے لیے _____ جاتے ہیں۔

مسیحی عبادت کے لیے _____ میں جاتے ہیں۔








سکھوں کی عبادت گاہ کو _____ کہتے ہیں۔

ہندو عبادت کے لیے _____ جاتے ہیں۔

ذرائع آمدورفت کے نام لکھیں۔



جاندار چیزوں کے سامنے جاندار اور بے جان چیزوں کے سامنے بے جان لکھیں۔

_____		-2	_____		-1
_____		-4	_____		-3
_____		-6	_____		-5
			_____		-7

Five Senses



I use my _____ to see.

I use my _____ to smell.

_____ are used to hear sounds.

My _____ can touch things.

I use my _____ to taste.

اسلامیات

سوالات کے جوابات لکھیں۔

س1: سب سے پہلے نبی کا نام لکھیں؟

ج

س2: سب سے آخری نبی کا نام لکھیں؟


ج

س3: اللہ تعالیٰ کی کوئی سی دس نعمتوں کی تصویر چسپاں کریں۔

G-K PROJECT WORK


FUN WITH PENCILS

Decorate some pencils and make a pencil holder.
Instructions: You can use disposable cups, glasses,
Card paper, Ribbons and other accessories of
decoration.




Maths

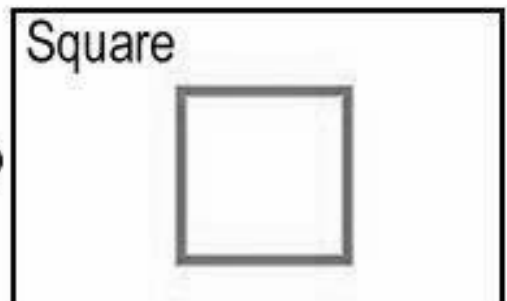
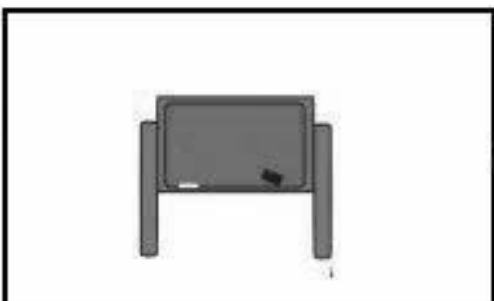
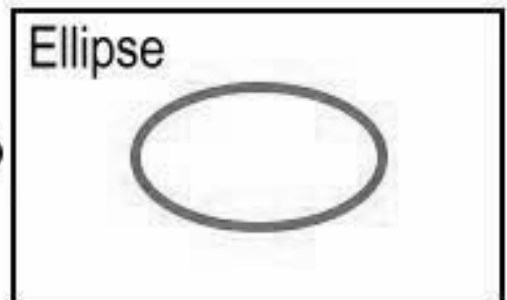

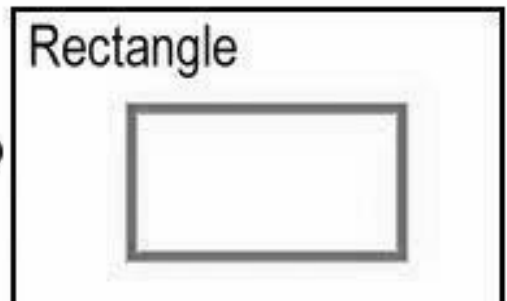
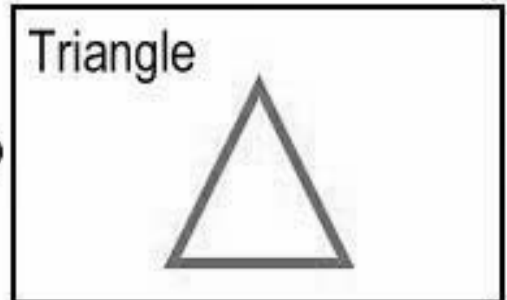
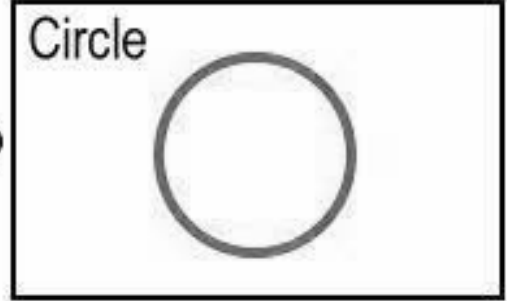

9 teddy bears



10 leaves



SHAPES



ADDITION

Solve the sums.

$$\begin{array}{r} 4 \\ + 5 \\ \hline \end{array}$$

$$\begin{array}{r} 3 \\ + 7 \\ \hline \end{array}$$

$$\begin{array}{r} 3 \\ + 9 \\ \hline \end{array}$$

$$\begin{array}{r} 2 \\ + 2 \\ \hline \end{array}$$

$$\begin{array}{r} 9 \\ + 2 \\ \hline \end{array}$$

$$\begin{array}{r} 6 \\ + 5 \\ \hline \end{array}$$

$$\begin{array}{r} 8 \\ + 8 \\ \hline \end{array}$$

$$\begin{array}{r} 2 \\ + 4 \\ \hline \end{array}$$

$$\begin{array}{r} 5 \\ + 8 \\ \hline \end{array}$$

$$\begin{array}{r} 8 \\ + 9 \\ \hline \end{array}$$

$$\begin{array}{r} 3 \\ + 5 \\ \hline \end{array}$$

$$\begin{array}{r} 7 \\ + 4 \\ \hline \end{array}$$

$$\begin{array}{r} 6 \\ + 9 \\ \hline \end{array}$$

$$\begin{array}{r} 7 \\ + 5 \\ \hline \end{array}$$

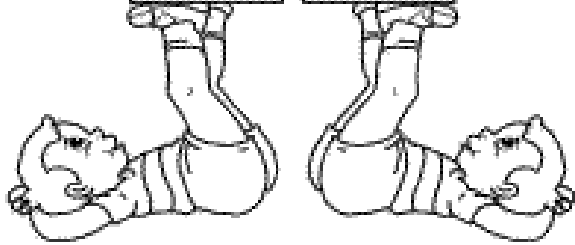
$$\begin{array}{r} 8 \\ + 3 \\ \hline \end{array}$$

$$\begin{array}{r} 5 \\ + 4 \\ \hline \end{array}$$

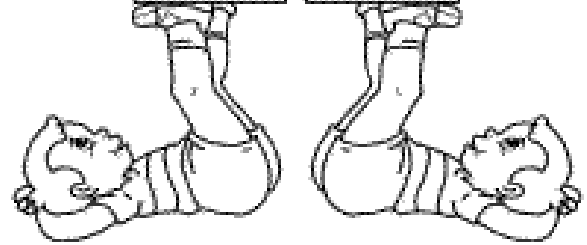
SUBTRACTION

Subtract and write the correct number in the box


$\begin{array}{r} 10 \\ - 7 \\ \hline \square \end{array}$	$\begin{array}{r} 11 \\ - 3 \\ \hline \square \end{array}$
--	--




$\begin{array}{r} 12 \\ - 5 \\ \hline \square \end{array}$	$\begin{array}{r} 10 \\ - 1 \\ \hline \square \end{array}$
--	--




$\begin{array}{r} 12 \\ - 2 \\ \hline \square \end{array}$	$\begin{array}{r} 11 \\ - 1 \\ \hline \square \end{array}$
--	--




$\begin{array}{r} 11 \\ - 6 \\ \hline \square \end{array}$	$\begin{array}{r} 11 \\ - 4 \\ \hline \square \end{array}$
--	--



$\begin{array}{r} 10 \\ - 5 \\ \hline \square \end{array}$	$\begin{array}{r} 12 \\ - 4 \\ \hline \square \end{array}$
--	--



$\begin{array}{r} 10 \\ - 3 \\ \hline \square \end{array}$	$\begin{array}{r} 12 \\ - 6 \\ \hline \square \end{array}$
--	--



Ordinal Numbers

Follow the directions below and color the blocks starting from the bottom.

Color the fourth
block green

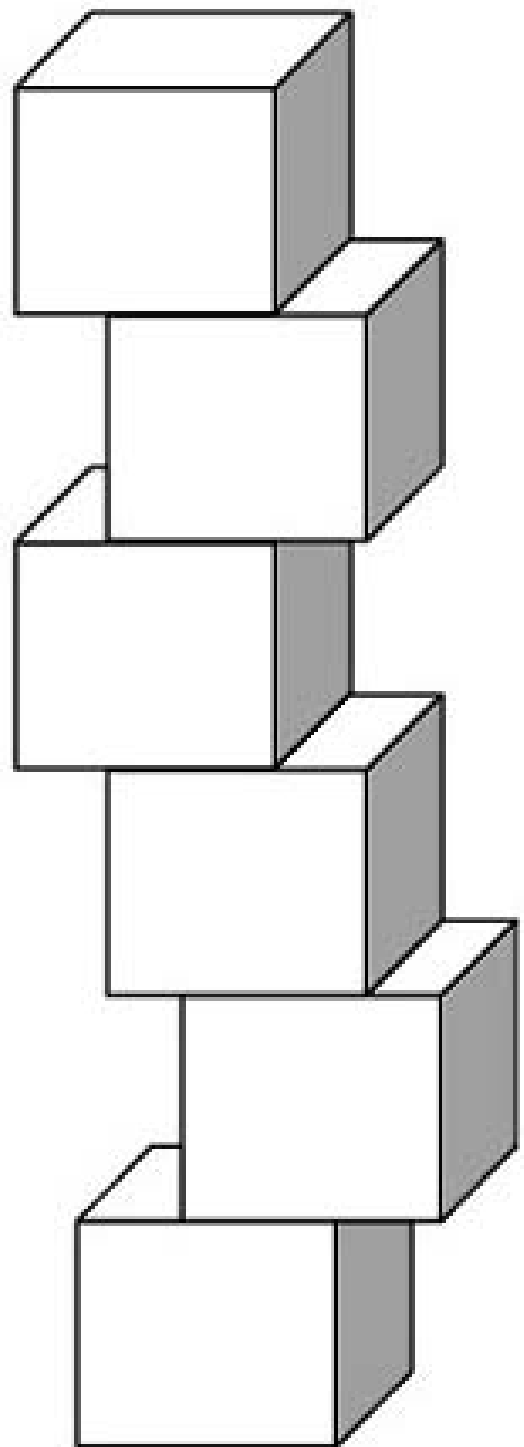
Color the second
block red

Color the first
block blue


Color the sixth
block yellow


Color the third
block orange


Color the fifth
block purple




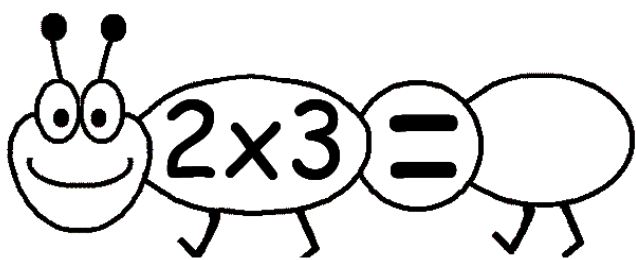
MULTIPLICATION


 $3 \times 6 = \bigcirc$


 $2 \times 6 = \bigcirc$


 $5 \times 2 = \bigcirc$

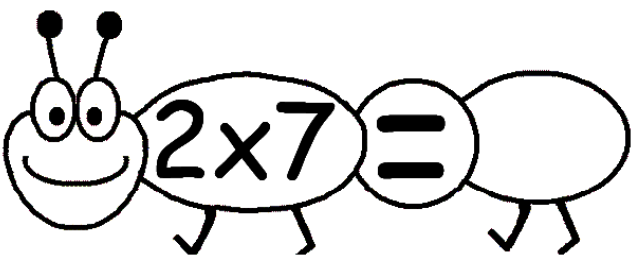
 $3 \times 4 = \bigcirc$


 $2 \times 3 = \bigcirc$


 $4 \times 8 = \bigcirc$

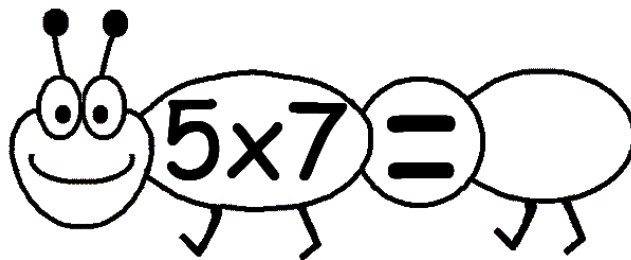
 $3 \times 5 = \bigcirc$

 $4 \times 7 = \bigcirc$


 $2 \times 7 = \bigcirc$

 $3 \times 9 = \bigcirc$

 $5 \times 6 = \bigcirc$

 $5 \times 7 = \bigcirc$

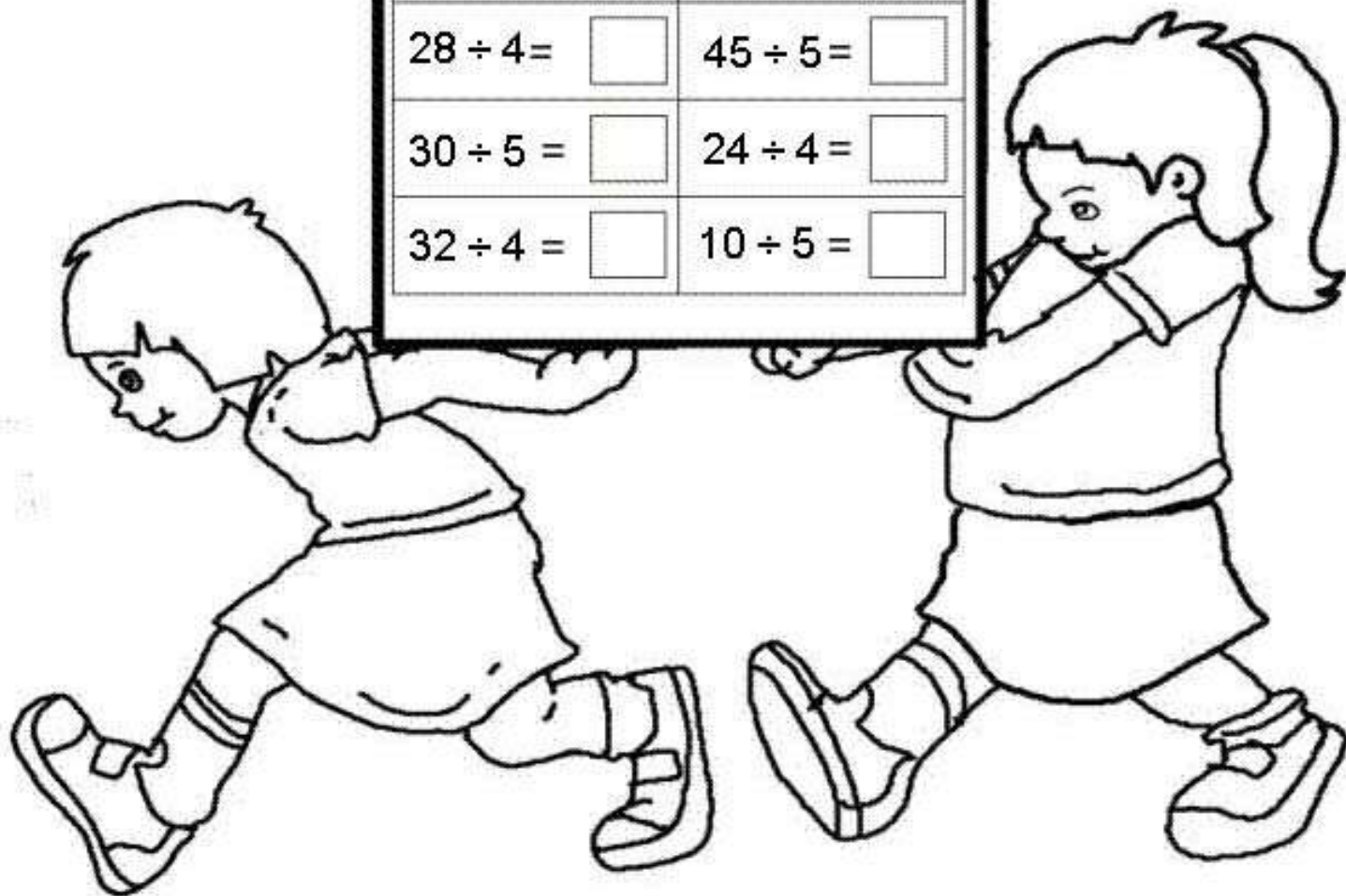
 $2 \times 8 = \bigcirc$

 $2 \times 4 = \bigcirc$

DIVISION

Solve these sums.

$4 \div 4 = \square$	$30 \div 6 = \square$
$5 \div 5 = \square$	$28 \div 4 = \square$
$12 \div 4 = \square$	$35 \div 5 = \square$
$15 \div 5 = \square$	$55 \div 5 = \square$
$20 \div 5 = \square$	$40 \div 5 = \square$
$25 \div 5 = \square$	$40 \div 4 = \square$
$20 \div 4 = \square$	$50 \div 5 = \square$
$28 \div 4 = \square$	$45 \div 5 = \square$
$30 \div 5 = \square$	$24 \div 4 = \square$
$32 \div 4 = \square$	$10 \div 5 = \square$



Write Table of 6

Write Table of 7

Write the number names of these numbers

27

35

46

53

72

89


28

38

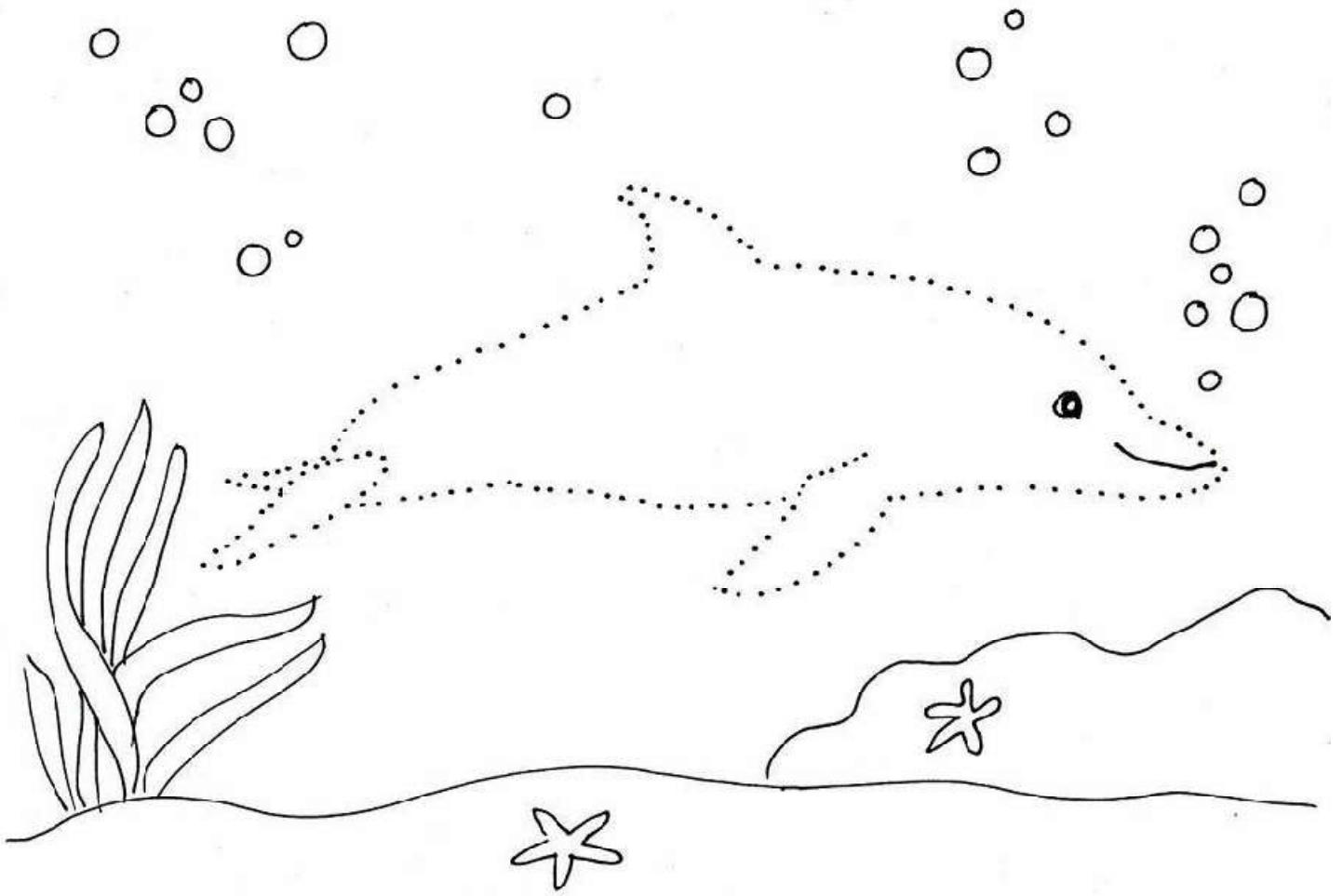
64

47

Drawing



DRAW AND COLOUR THE OBJECTS.



Colour the object.



Colour the objects.



☀ آپ کی پسندیدہ شخصیت کون سی ہے؟ اس کے بارے میں دس جملے لکھیں۔

_____ :1

_____ :2

_____ :3

_____ :4

_____ :5

_____ :6

_____ :7

_____ :8






_____ :9

_____ :10

پاکستان کا جھنڈا بنائیں اور رنگ بھریں۔



- ۱۔ میں ایک _____ ہوں۔
 - ۲۔ میرے سکول کا نام _____ ہے۔
 - ۳۔ میرا سکول بہت _____ ہے۔
 - ۴۔ یہ بہت _____ ہے۔
 - ۵۔ میرے سکول میں بہت سے _____ پڑھتے ہیں۔
- ☆ دیئے گئے پھلوں کے نام لکھیں۔



☆ حروف کو جوڑ کر لفظ بنائیں۔

ع - ا - د - ت

لفظ کے آخر میں آنے والے حرف سے چار چار الفاظ بنائیں۔

ب - ہ - ن

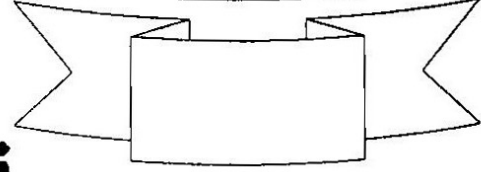
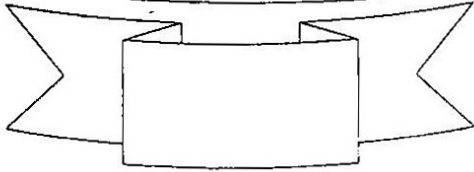
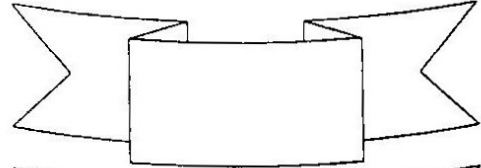
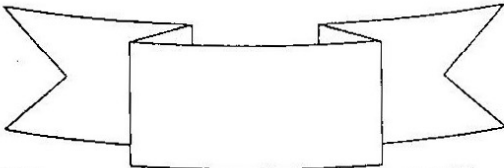
س - ک - و - ل

ب - ن - د - ے

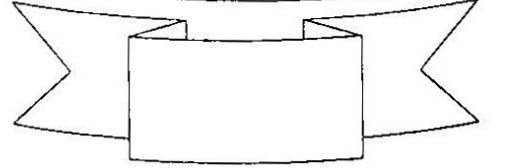
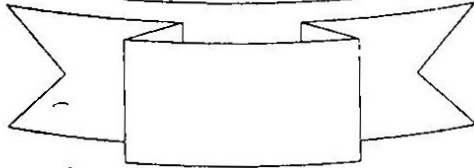
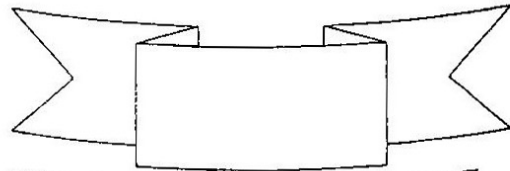
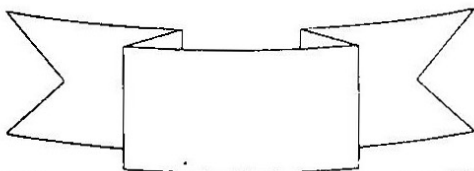
و - ع - د - ہ

ہ - ا - تھ - و - ں

صحن



فصل




☆ الفاظ کو ترتیب دے کر جملے لکھیں۔



۱۔ سکول - جاتا - ہوں - میں



۲۔ اچھا - لڑکا - طاہر - ہے



۳۔ مشرق - سے - نکلتا - ہے - سورج



۴۔ کھانا - مزے دار - ہے - میرا


۵۔ مت - بولو - جھوٹ


اسم


☆ دی گئی تصاویر کے نام لکھیں۔






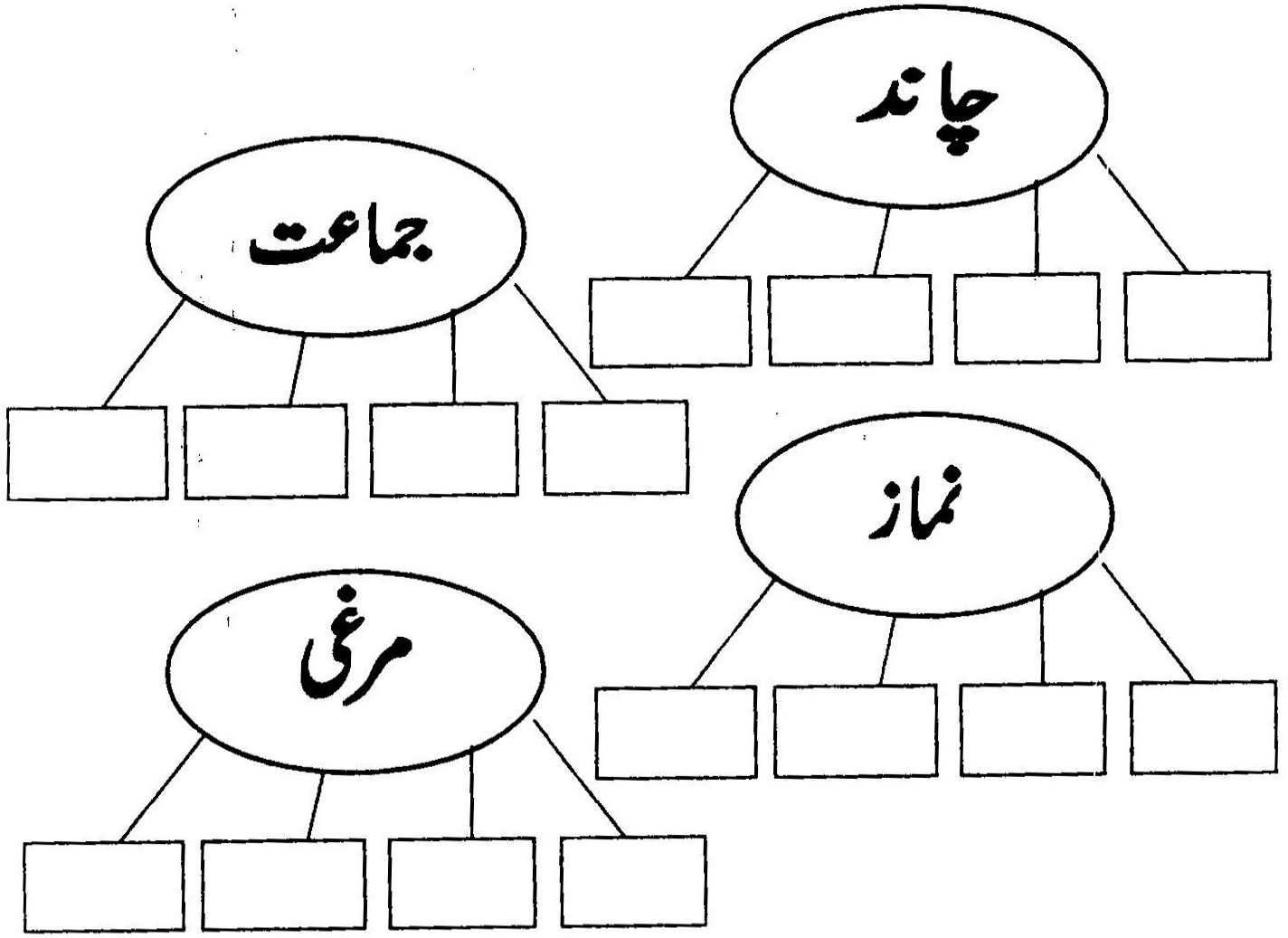








☆ چار حرفی الفاظ توڑیے۔



﴿ کتاب کی کہانی ﴾

☆ دیئے گئے الفاظ کی مدد سے خالی جگہ پر کریں۔

پیری۔ کتاب۔ اردو۔ میری۔ پہلی

۱۔ یہ ایک _____ ہے۔

۲۔ یہ _____ کی کتاب ہے۔

۳۔ یہ کتاب _____ ہے۔

۴۔ یہ _____ جماعت کی کتاب ہے۔

☆ متضاد لکھیں۔

روشنی

نیک

سخت

آخری

سردی

بزدل







امن

جنت

مشرق

حق

☆ ہفتے کے دنوں کے نام لکھیں۔



دی ہوئی عبارت کو پڑھ کر سوالوں کے جواب دیں۔

لودیکھو! اسد اور کرن دادی جان کے کمرے میں بیٹھے ہیں۔ وہ دادی جان سے کہانی سُن رہے ہیں۔ دونوں کو کہانی سننے کا بہت شوق ہے۔ آخر کیوں نہ ہو۔ دادی جان مزے مزے مزے کی کہانیاں جو سناتی ہیں۔ کرن کے گھر کے قریب ہی ماموں جان کا گھر ہے۔ ماموں جان کی ایک بیٹی ہے۔ صائمہ: صائمہ ہر روز کرن کے گھر آتی ہے۔ کرن اسد اور صائمہ مل کر کھیلتے ہیں۔ مل کر پڑھائی کرتے ہیں۔ کرن کا خاندان پیارا اور محبت سے رہتا ہے۔ سب لوگ ان کی تعریف کرتے ہیں۔

س1: اسد کرن کہاں بیٹھے ہیں۔

ج

س2: اسد اور کرن کو کس چیز کا شوق ہے۔

ج

س3: کرن کے گھر کے قریب کس کا گھر ہے؟

ج

س4: ماموں جان کی کتنی بیٹیاں ہیں؟

ج

س5: ماموں کی بیٹی کا کیا نام ہے؟

ج

الفاظ کے جملے لکھیں۔

1- کمرہ

2- کہانی

3- شوق

4- گھر

5- محبت

دی ہوئی عبارت کو پڑھ کر سوالوں کے جواب دیں۔

کُتب خانہ بڑے کام کی جگہ ہے۔ وہاں بچوں اور بڑوں کے لیے دل چسپ کتابیں ہوتی ہیں۔ کُتب خانے میں لوگ خاموشی سے کتابیں پڑھتے ہیں۔ بچوں کی کتابیں ایک الگ الماری میں ہوتی ہیں۔ آپ اپنی پسند کی کتاب لیں اور پڑھیں اگر پڑھ نہیں سکتے تو گھر لے آئیں۔ امی یا ابو جان سے سنین پھر کتاب واپس لے کر آئیں۔ بس اس بات کا خیال رکھیں کہ کتاب خراب نہ ہو۔

س1: کتب خانہ کیسی جگہ ہے؟

ج

س2: کتب خانے میں لوگ کس انداز میں کتابیں پڑھتے ہیں؟

ج

س3: اگر کوئی بچہ کتاب نہیں پڑھ سکتا تو وہ کیا کرے؟

ج

س4: کتب خانے کی کتاب گھرانے پر کس بات کا خیال رکھنا ضروری ہے؟

ج

الفاظ کے جملے لکھیں۔

1- کتابیں

2- خراب

3- کتب خانہ

4- دل چسپ

5- پسند

موسم گرما کی چھٹیوں کا کام

چھٹیوں کا کام سکول و انٹر کان ساجھوال



CHICHAWATNI CAMPUS

جماعت: اول

اُردو

نام طالب علم: _____
ولایت: _____
آئی۔ ڈی نمبر: _____
سیکشن: _____