


DIVISIONAL PUBLIC SCHOOL & COLLEGE SAHIWAL
(SUB CAMPUS CHICHAWATNI)



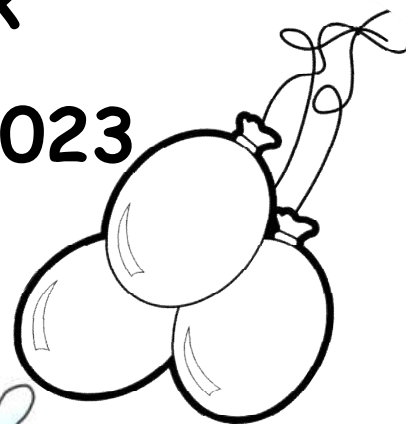
PREP

Name: _____ **I.D** _____

Class: _____ **Section:** _____

Summer Pack

Session 2022-2023



Dear Parents,


The long awaited summer vacation is here. Time to relax be productive and to get ahead. As important as it is to rest and enjoy, it is also important to continue to learn. Keep a balance between work and play and allow your kids to grow in the process.

Keep reminding your child to write neat with sharpened pencil and on the lines. Let the child to do his/her work by his/her own hands. Originality of the task will be appreciated rather than the perfection. It will surely enhance your child's learning process.

Dear Students,

- ❖ Do your summer vacation Home Work by yourself.
- ❖ Parents should just guide their children in completing their homework.
- ❖ Task Partially or completely done by parents or others will not be granted any marks.
- ❖ Originality of creative work will be appreciated.
- ❖ Marks will be deducted for untidy work.
- ❖ The work should be neat & clean.
- ❖ Do each subject work on a separate note book.
- ❖ Summer vacation home work of each subject will carry 5 marks separately. These marks will be added to the result of 1st Semester Examination.
- ❖ Last date of Submission: _____
- ✓ Take a bath daily.
- ✓ Brush your teeth twice a day.
- ✓ Clip your nails every Friday.

Relax, Enjoy have loads of fun and come back refreshed.



ENGLISH



Self Introduction

Paste Your
Photograph here

My Name is _____

I am _____ years old.

I study in _____ School.

My Father's name is _____

He is a _____

My mother's name is _____

She is a _____

I have _____ brothers _____

and sisters.

I have _____ brothers

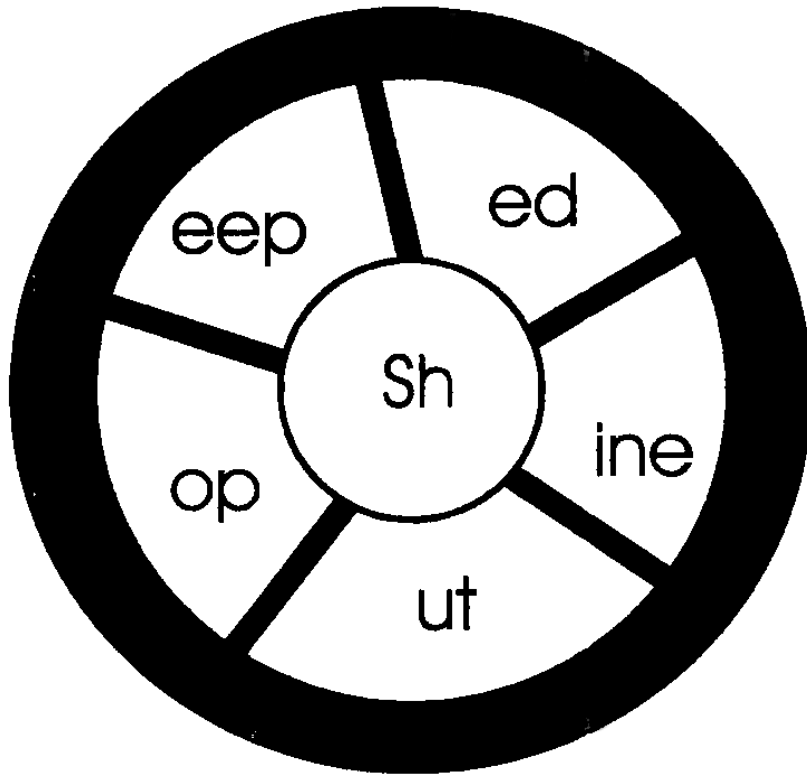
and _____ sisters.

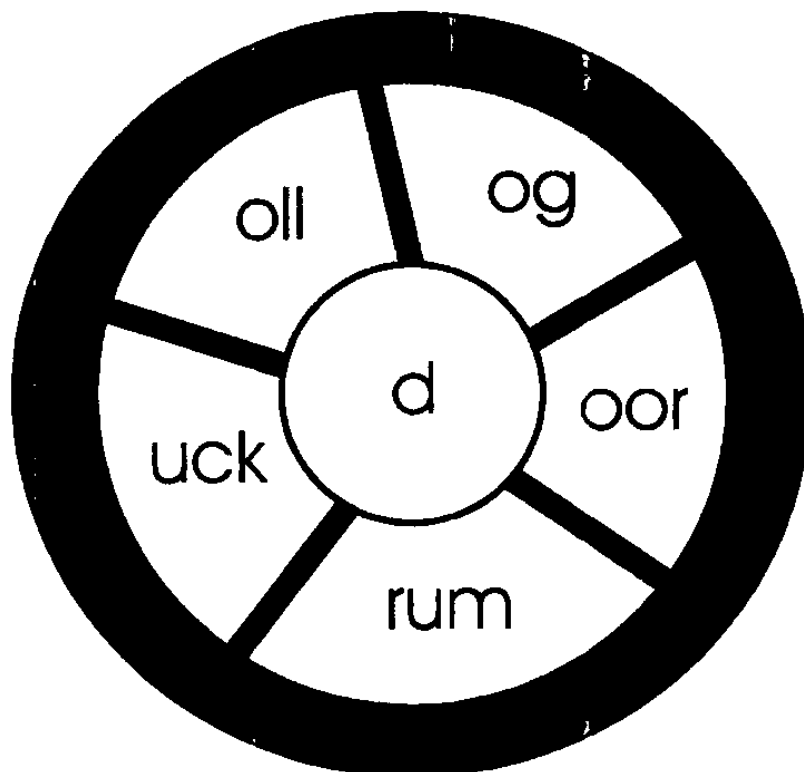
We are a happy family.

I love my Family

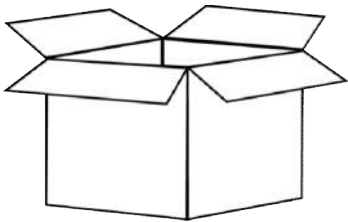


Use the letters wheel to make new words.







Rearrange the letters to make correct words.




obx



usn




koob



aht











llod



bsu

Write the name of picture and also separate consonant sounds.

	Name	Consonant
	_____	_____
10	_____	_____
	_____	_____
	_____	_____
	_____	_____
	_____	_____
	_____	_____
	_____	_____
	_____	_____

Re-arrange the words to make sentences.

Words

Sentences

violin

is red. violin The

gate

is gate. a This

eagle

is in The eagle cage.

zebra

is in zoo. The zebra the

umbrella

my is umbrella. This

elephant

big etelephant animal. The is

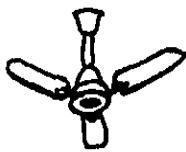


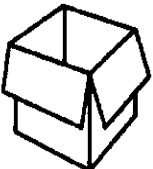


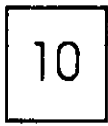
insect

is insect. an It

pencil

The black is pencil

Trace the path between the pictures which have same vowel sound and rhyme each other.

 fan	 pan		 bell		
		box 		well 	pen
cat	pin	bat	fox 	ten 	

Answer these questions.

Q 1. What is it?

Ans.

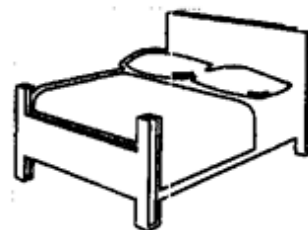
.....
.....
.....



Q 2. What is it?

Ans.

.....
.....
.....



Q 3. What is it?

Ans.


.....
.....
.....



Q 4. What is it?

Ans.

.....
.....
.....



Q 5. What is it?


Ans.

.....
.....
.....



Fill in the blank with the correct word from the box.

on under in at



The fish is _____ a jug

The monkey is _____ a tree.

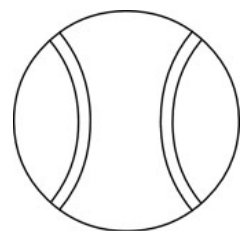
The boy is knocking _____ the door.

A cake is _____ a plate.

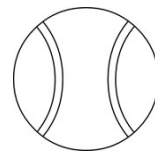
Fill in the blanks.

Big/Small

This is a _____ ball.




This is a _____ ball.




Long/Short

This is a _____ pencil.

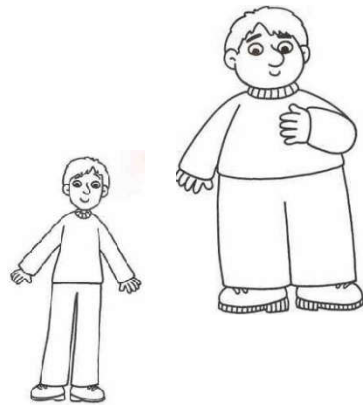


This is a _____ pencil.



Fat/Thin

This is a _____ boy.



This is a _____ boy.

Tall/Short





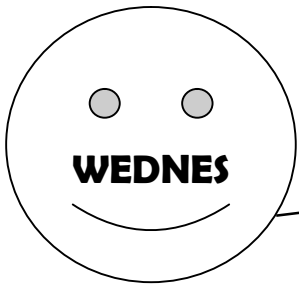


This is a _____ girl.



This is a _____ girl.



Match and write the days of the week.



TODAY IS _____

Write the name of colour in the box according to the statement.

1. The colour of sky is

2. The colour of a lemon is

3. The colour of an apple is

4. The colour of snow is

5. The colour of grass is

6. The colour of night is

7. The colour of a rose is

8. The colour of an orange is

9. The colour of tree is:

10. The colour of camel is

Sorting Consonants and Vowels

Q. Sort the following letters

1. a,c,e,h

Consonants	Vowels

2. i,k,t,u

Consonants	Vowels

3. m,o,i,s

Consonants	Vowels

4. e,h,i,j

Consonants	Vowels

5. a,s,u,k


Consonants	Vowels

6. u,x,a,f


Consonants	Vowels

Vowels - a, e, i, o, u


Color all the balloons with vowels.




Write the 5 vowels in the circles below .




Missing Vowels




s n




b x




b r d




d g



b g




f s h




c r




m l k




s t r




c t




c m b




b s



k y



b d



b l l

Articles Worksheet

Q. Complete the sentence with the best article.

a

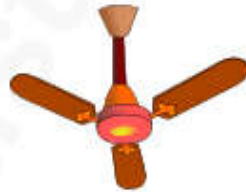
an

1. It is ____ dog.



2. It is ____ egg.

3. It is ____ elephant.



4. It is ____ pot.

5. It is ____ top.




6. It is ____ ant.



7. It is ____ owl.



8. It is ____ fan.




9. It is ____ car.



10. It is ____ igloo.

Read.




This is an apple.

The apple is red.

Look at the red apple.

The red apple is big.



This is an ant.

The ant is red.

Look at the red ant.

The red ant is big.



This is an axe.

The axe is red.

Look at the red axe.


The red axe is big.



PREP



Write the numbers name.



10

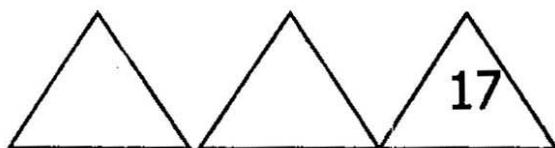

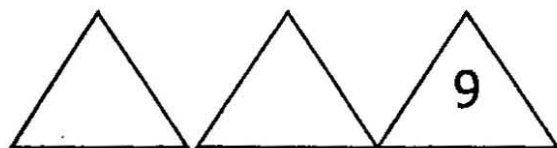
0

8

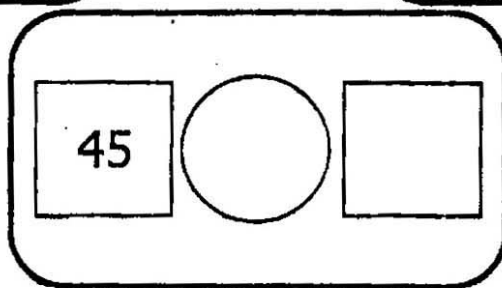
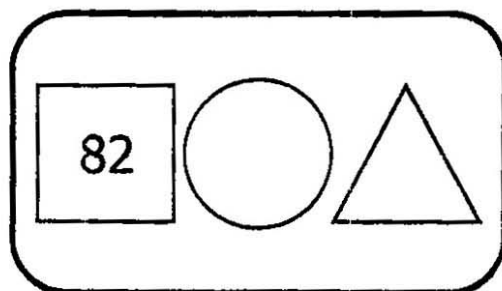
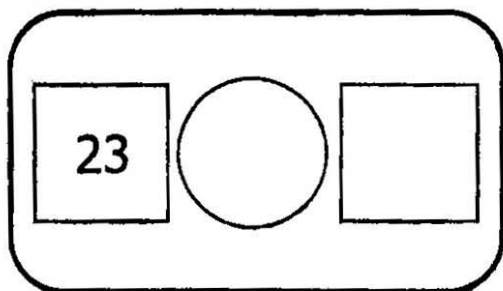
5

9

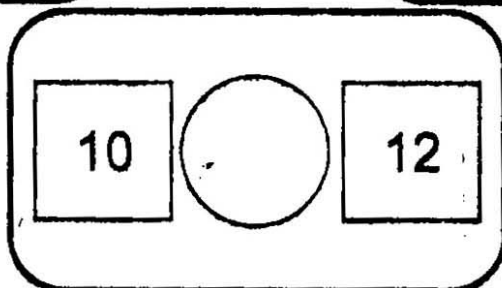
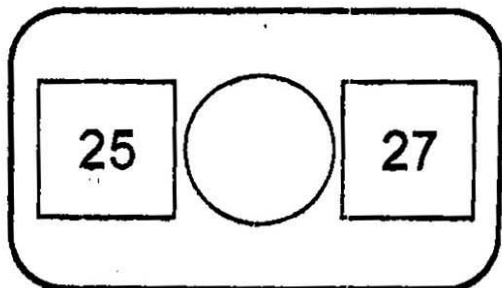
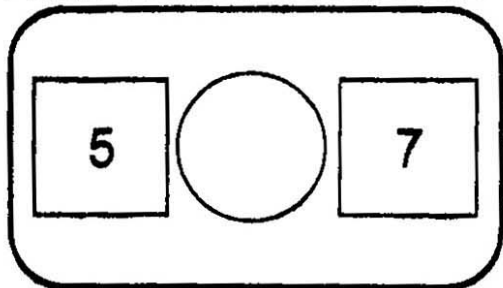
What comes before?



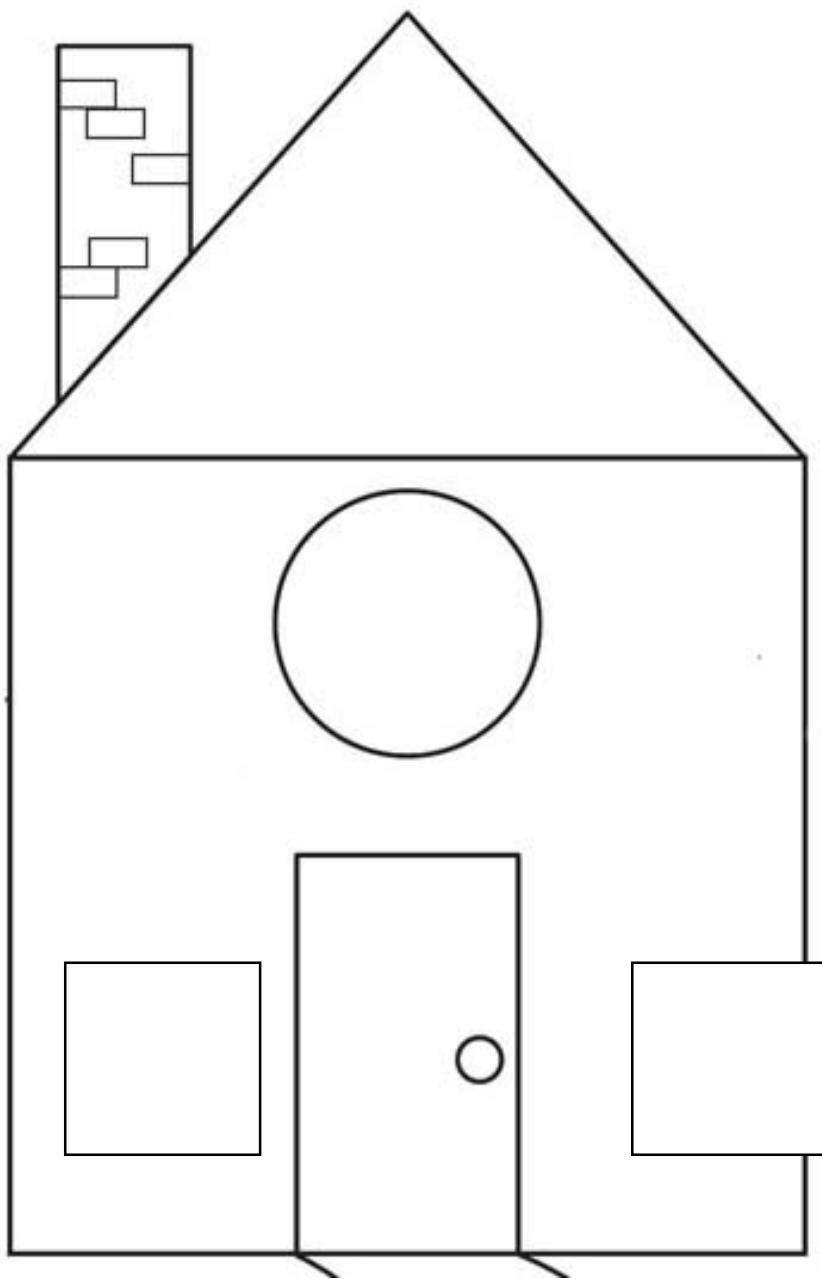
What comes after?



What comes between?



Colour the picture.



Look at the picture , count the number of shapes and write in given shapes.



1. Rectangle. _____.
2. Square. _____.
3. Triangle. _____.
4. Circle. _____.



Count, sum and write the correct answer in the box.







 +  =


 +  =

 +  =

 +  =


 +  =

 +  =



Write the sums for problems.

Subtract, and write the answer in the box



$5 - 3 =$

$5 - 2 =$


$4 - 3 =$

$3 - 2 =$

$3 - 1 =$


$4 - 1 =$

**Write the sums
for problems.**




Match the numbers to the picture and to the number in words.

6




six

7




eight

8




ten

9



nine

10



seven

Puzzle Game

Find and write the number for given number in words.

s	e	b	e	f	o	u	r
u	g	l	w	i	n	t	g
r	t	y	i	v	e	k	w
t	h	r	e	e	l	o	n
w	t	e	n	v	z	y	p
o	t	s	e	v	e	n	q
u	g	l	r	i	r	t	g
s	e	b	e	x	o	k	w

Ten

Zero

Nine


Four

Three


Plan your daily routine.

Write the time in blanks and show it on clocks.

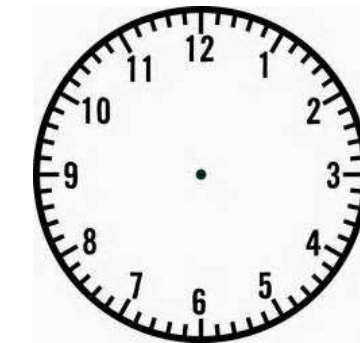
I get up at _____.



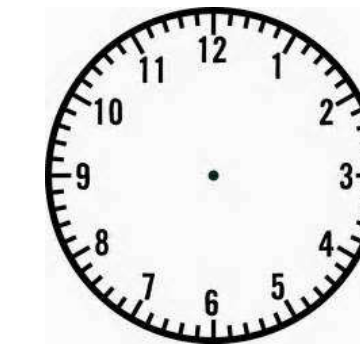
I do my lunch at _____.



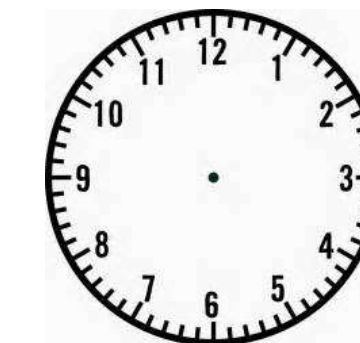
I read my books at _____.



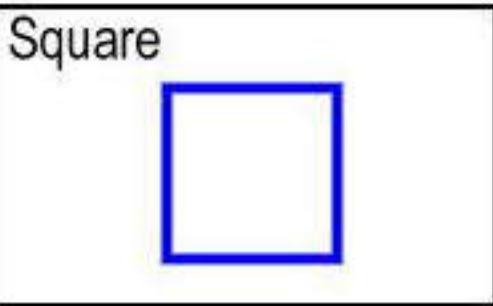
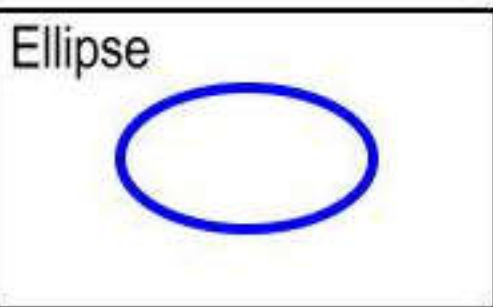
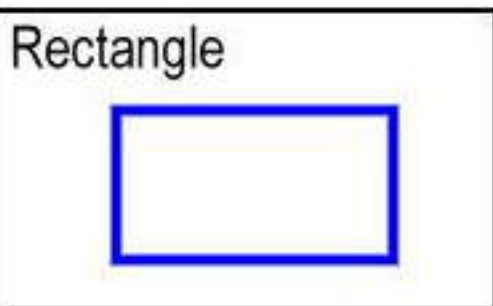
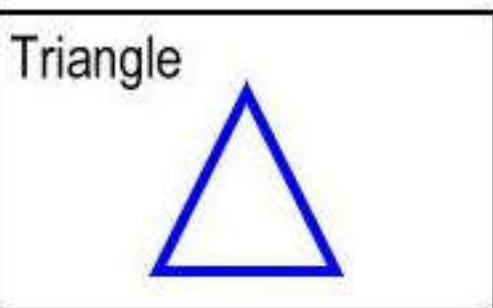
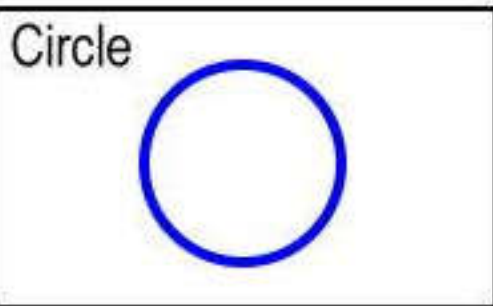
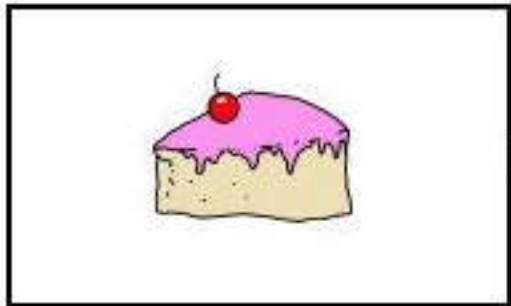


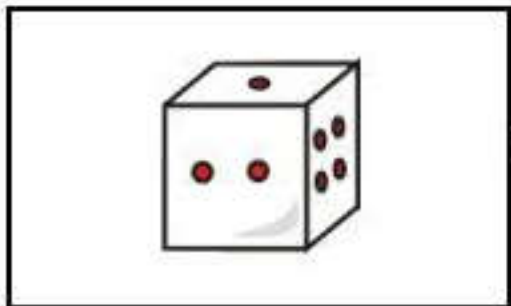
I go to play ground at _____.



I go to bed at _____.



Match the shapes.



Add and write the correct answer.

$\begin{array}{r} 5 \\ + 0 \\ \hline \end{array}$	$\begin{array}{r} 3 \\ + 2 \\ \hline \end{array}$	$\begin{array}{r} 1 \\ + 4 \\ \hline \end{array}$	$\begin{array}{r} 2 \\ + 2 \\ \hline \end{array}$
$\begin{array}{r} 3 \\ + 3 \\ \hline \end{array}$	$\begin{array}{r} 5 \\ + 2 \\ \hline \end{array}$	$\begin{array}{r} 1 \\ + 2 \\ \hline \end{array}$	$\begin{array}{r} 6 \\ + 1 \\ \hline \end{array}$

How many are left?

The scene is framed by two palm trees on the left and right, and a sun in the center. Below the sun, there are several groups of objects, each with a subtraction problem written below it:

- On the left, under the first palm tree, there are 7 bees. Below them is the subtraction problem:
$$\begin{array}{r} 7 \\ - 4 \\ \hline \end{array}$$
- In the center, there are 8 cups arranged in three rows (2 on top, 3 in the middle, 3 on the bottom). Below them is the subtraction problem:
$$\begin{array}{r} 8 \\ - 6 \\ \hline \end{array}$$
- On the right, under the second palm tree, there are 6 pencils. Below them is the subtraction problem:
$$\begin{array}{r} 6 \\ - 3 \\ \hline \end{array}$$
- At the bottom left, there are 2 drums. Below them is the subtraction problem:
$$\begin{array}{r} 2 \\ - 0 \\ \hline \end{array}$$
- At the bottom right, there are 9 balls arranged in a pyramid (1 on top, 2 in the second row, 3 in the third, 3 in the fourth). Below them is the subtraction problem:
$$\begin{array}{r} 9 \\ - 5 \\ \hline \end{array}$$

Colour the smaller number and circle the bigger number.



4 5 2 3 5 1 4 2



3 1 5 2 3 4 4 6



1 3 3 5 2 4 1 2



Write the Table of "2"

$2 \times 1 =$

$2 \times 2 =$

$2 \times 3 =$

$2 \times 4 =$

$2 \times 5 =$

$2 \times 6 =$

$2 \times 7 =$

$2 \times 8 =$

$2 \times 9 =$

$2 \times 10 =$

NUMBER WORDS


Draw a line from the hands to the matching number words.



five



one



four



two



three

Write number in words.

5


4

1

3


2

Count the items and write in the box:



COLOR BY NUMBER

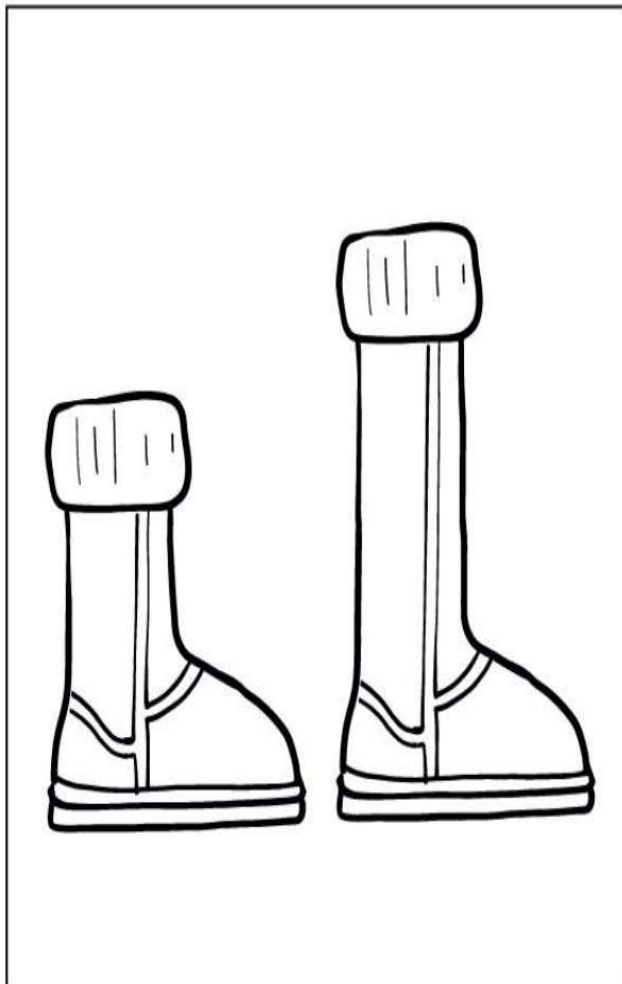
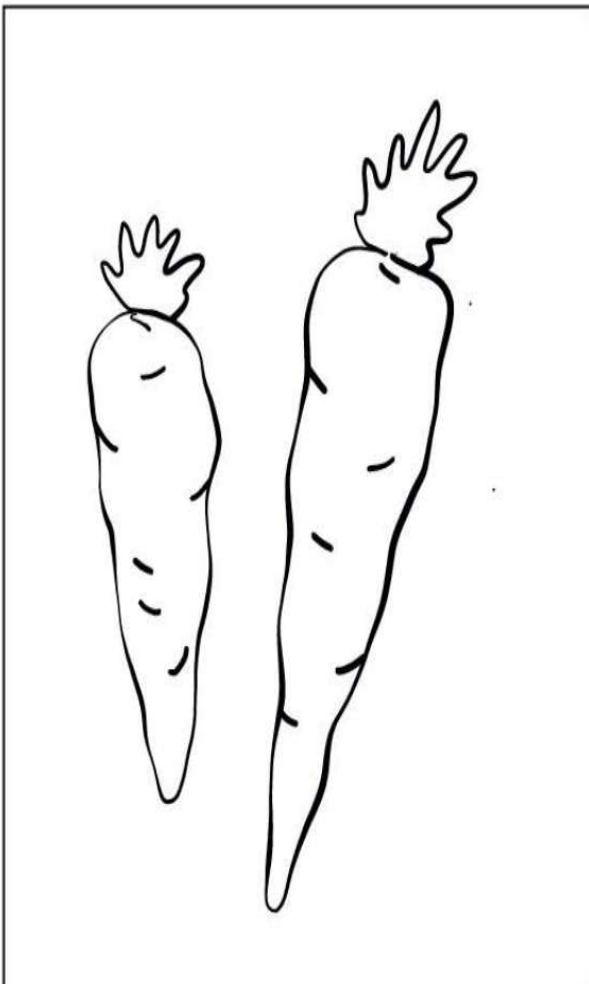
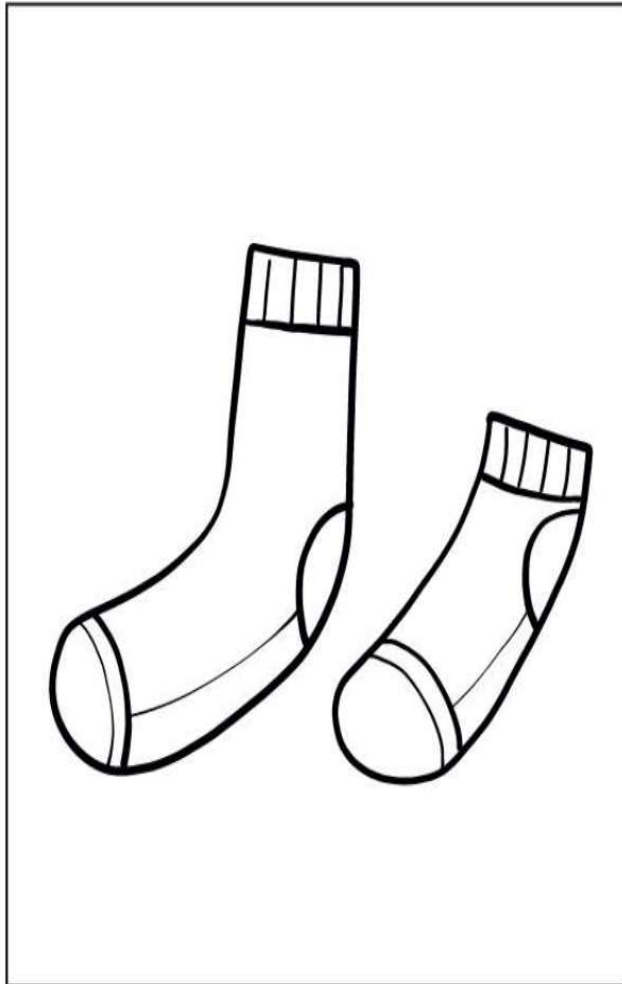
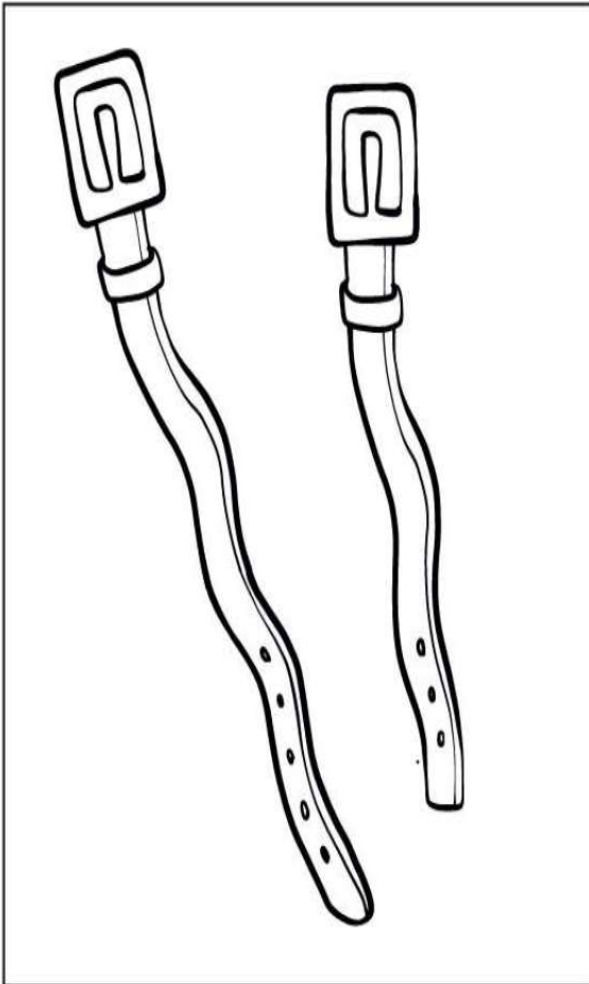
DINOSAUR




Color Key

- | | | | |
|------------------|-------------|-----------------|-------------|
| 1
LIGHT BLUE | 4
ORANGE | 6
LIGHT GREY | 8
GREEN |
| 2
LIGHT GREEN | 5
GREY | 7
YELLOW | 9
PURPLE |

◇: Colour the long object 'Red' and short object 'blue'.






G K
General Knowledge



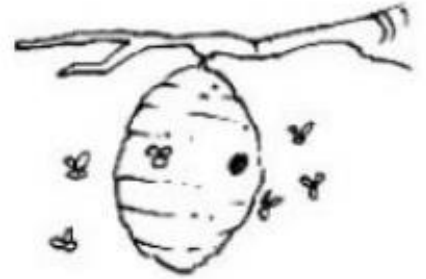


Learn the name of our country:
“Islamic Jamhoooria Pakistan”

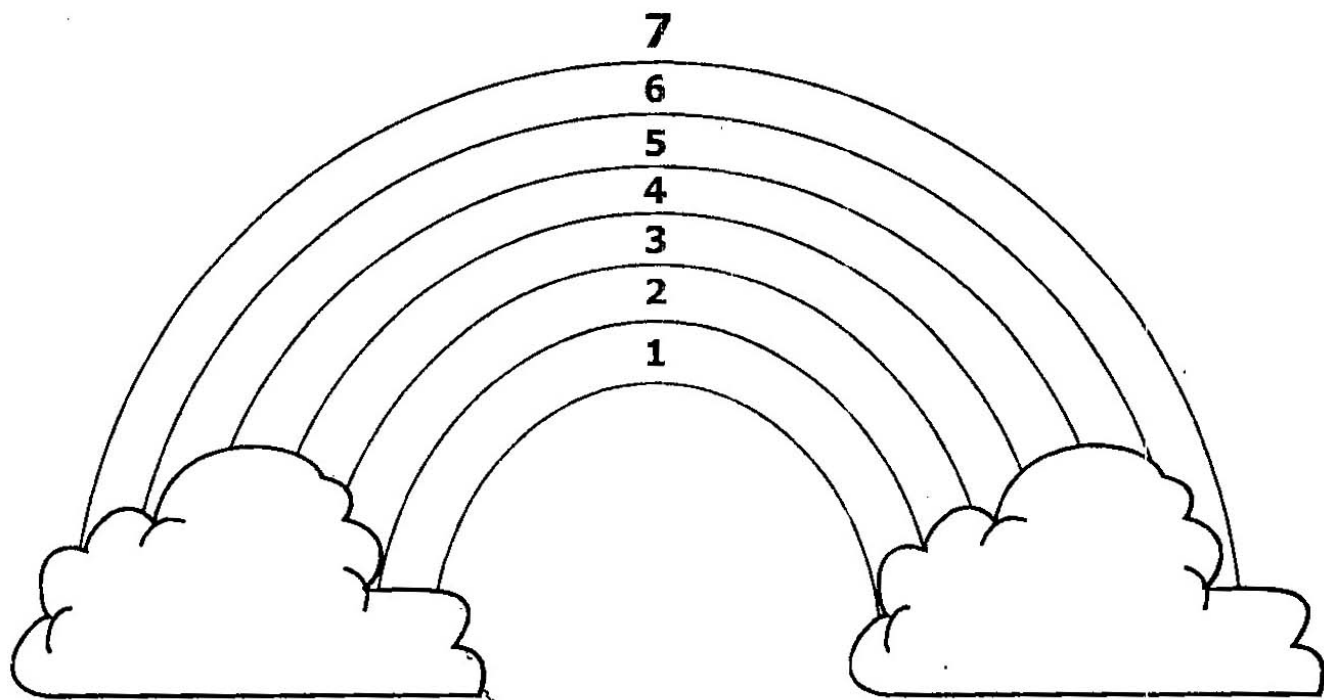
Colour the flag of our country.



Match the animals with their homes.



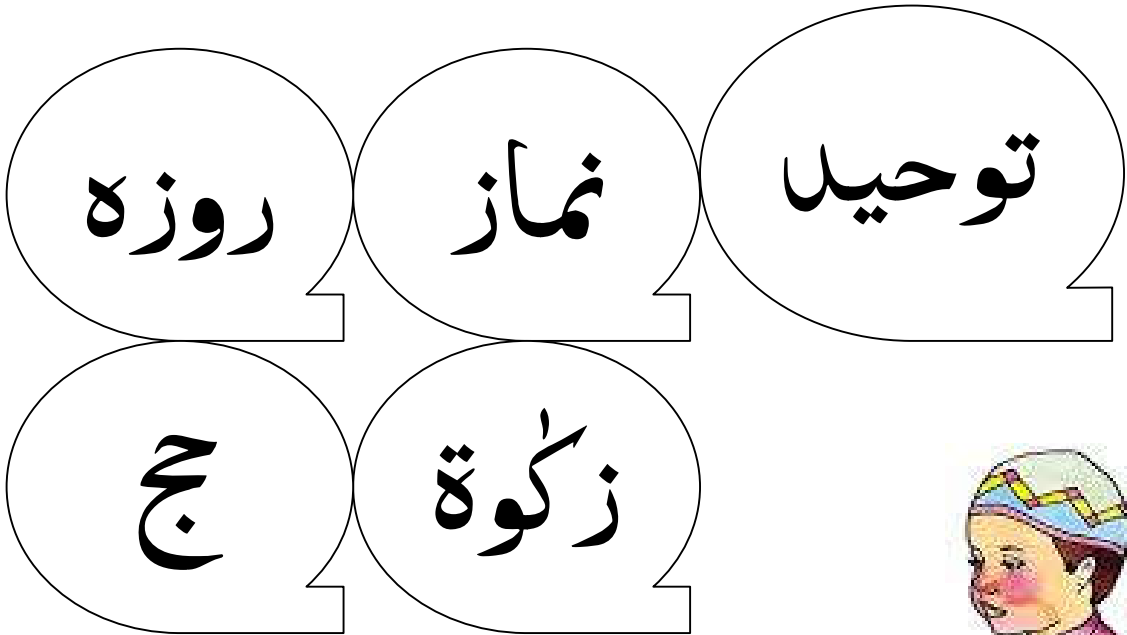

RAINBOW HAS SEVEN COLOURS



Colour the rainbow, read and write the names of its colours.

- | | | |
|---|---------------|-------|
| 1 | <u>Violet</u> | _____ |
| 2 | <u>Indigo</u> | _____ |
| 3 | <u>Blue</u> | _____ |
| 4 | <u>Green</u> | _____ |
| 5 | <u>Yellow</u> | _____ |
| 6 | <u>Orange</u> | _____ |
| 7 | <u>Red</u> | _____ |

THE FIVE PILLARS OF ISLAM



Art Activity

Greeting Card


Things Required:

- Card paper
- Glitter foamic sheet
- Beads
- Any decorating material

Method:


Cut the card paper in the shape of invitation card decorate it with glitter foamic sheet, beads and any decorating material.

Note: Children will do with their own efforts.

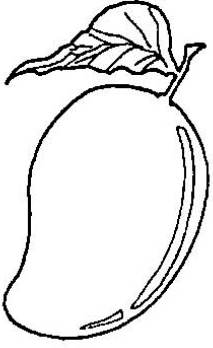


اسلامیا


تعوذ	أَعُوذُ بِاللَّهِ مِنَ الشَّيْطَانِ الرَّجِيمِ-
ترجمہ	میں پناہ مانگتا / مانگتی ہوں اللہ کی شیطان مردود سے
تسمیہ	بِسْمِ اللّٰهِ الرَّحْمٰنِ الرَّحِیْمِ-
ترجمہ	شروع اللہ کے نام سے جو بہت مہربان اور نہایت رحم کرنے والا ہے۔
اول کلمہ	لَا إِلَهَ إِلَّا اللَّهُ مُحَمَّدٌ رَّسُولُ اللَّهِ-
ترجمہ	اللہ کے سوا کوئی عبادت کے لائق نہیں۔ محمد رسول صلی اللہ علیہ وسلم اللہ کے رسول ہیں۔
دودھ پینے کی دعا	اللَّهُمَّ بَارِكْ لَنَا فِيهِ وَزِدْنَا مِنْهُ-
ترجمہ	اے اللہ! اس میں برکت دے اور اس سے بھی زیادہ عطا فرما۔
علم میں اضافہ کی دعا	رَبِّ زِدْنِي عِلْمًا-
ترجمہ	اے اللہ! میرے علم میں اضافہ فرما۔
سونے کی دعا	اللَّهُمَّ بِاسْمِكَ أُمُوتُ وَأَحْيِي-
ترجمہ	اے اللہ! میں تیرے نام پر مرتا / مرتی ہوں اور جیتتا / جیتی ہوں۔
نوٹ:	سورۃ الکوثر زبانی یاد کرنی ہے۔




تصویر دیکھ کر خالی جگہ پُر کریں۔



☆ دادا جاتا..... لانا۔



☆ دام دو..... لو۔



☆ وہ میرا..... ہے۔




☆ میں پانی ہے۔

دیے گئے سوالات کے جواب لکھیں۔



س یہ کیا ہے؟

ج



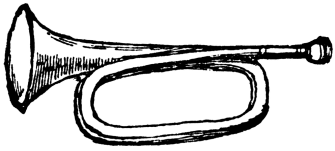
س یہ کیا ہے؟

ج



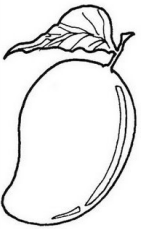
س یہ کیا ہے؟

ج



س یہ کیا ہے؟



ج



س یہ کیا ہے؟

ج

دی گئی خالی جگہوں پر مصوتوں کے استعمال سے لفظ بنا کر لکھیں۔



حروف کو ملا کر الفاظ بنائیں۔

گ - و - بھ - ی
پھ - و - ل
تھ - ا - م
ل - ا - ٹھ - ی
بھ - و - جھ - و

جوڑ کے توڑ لکھیں۔

جاڑا

پاش

چاٹ

تاپ

پاتا

خاصا

دیئے گئے نمونے کے مطابق حروف تہجی لکھیں۔

ا ب پ ت ٹ ث

ح ج چ ح خ

و ڈ ذ ر ژ ز ث

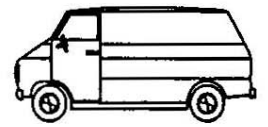
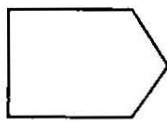
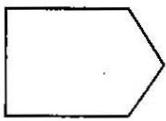

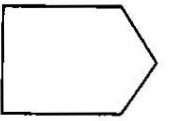
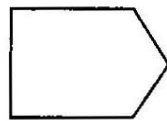
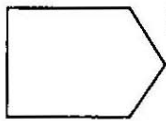

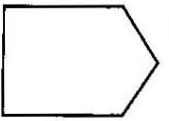

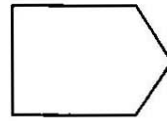

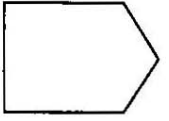
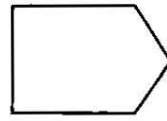
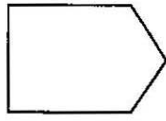

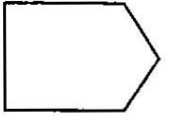
س ش ص ض ط ظ ع غ

ف ق ک گ ل م

ن و ہ ے

ی ے



شروع کی آواز (چھوٹی شکل) لکھیں۔




تصاویر کے نام مکمل کریں۔



با



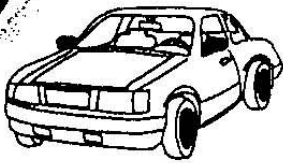
چو زہ



با



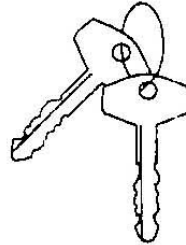

کا



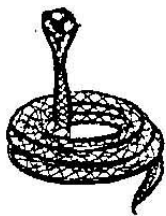
شا



مو



چا



نا




تا



ہے یا ہیں لگا کر جملے مکمل کریں۔




☆ یہ گاڑی



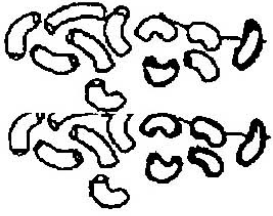
☆ یہ تارے



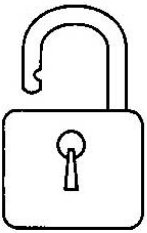
☆ چوزے کی تصویر



☆ یہ انڈہ



☆ یہ دانے



☆ یہ تالا

مصوّتے



حشالی ڈبّوں میں مصوّتے لکھیں

--	--	--	--



شرارتی نو شرارتی نو حرف لکھیں

حروف اور ان کی چھوٹی اشکال

ب	پ	ت	ٹ	ث	ب کا خاندان
ب	پ	ت	ٹ	ث	چھوٹی اشکال

WORKSHEET

ج	چ	ح	خ	ج کا خاندان
ج	چ	ح	خ	چھوٹی اشکال

س	ش	س کا خاندان
س	ش	چھوٹی اشکال

ص	ض	ص کا خاندان
ص	ض	چھوٹی اشکال



الفاظ سے تصویر ملائیے

حروف کو جوڑ کر الفاظ بنائیے اور تصویر سے ملائیے



•

•

_____ =

تا + را



•

•

_____ =

کا + لا



•

•

_____ =

با + جا



•

•

_____ =

نا + نا



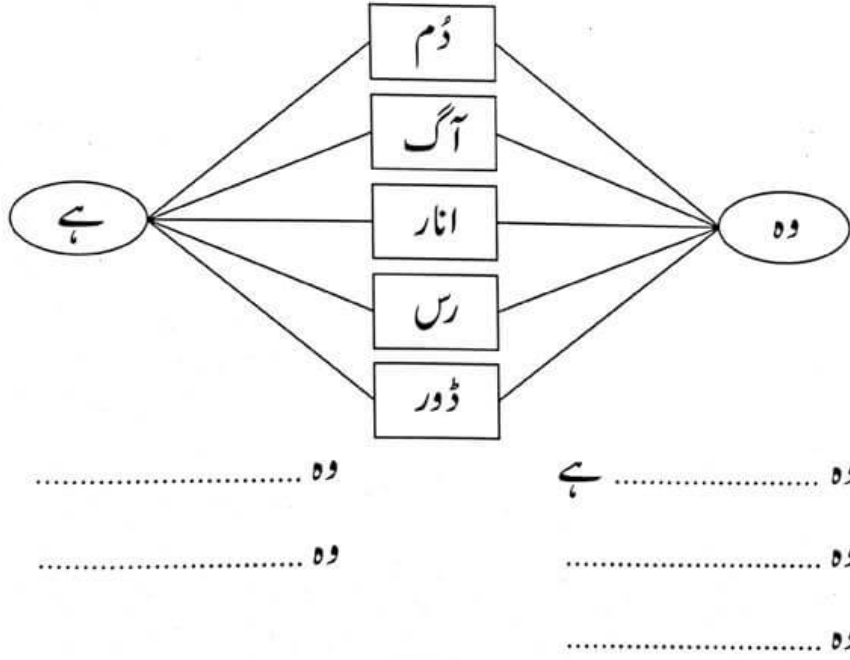
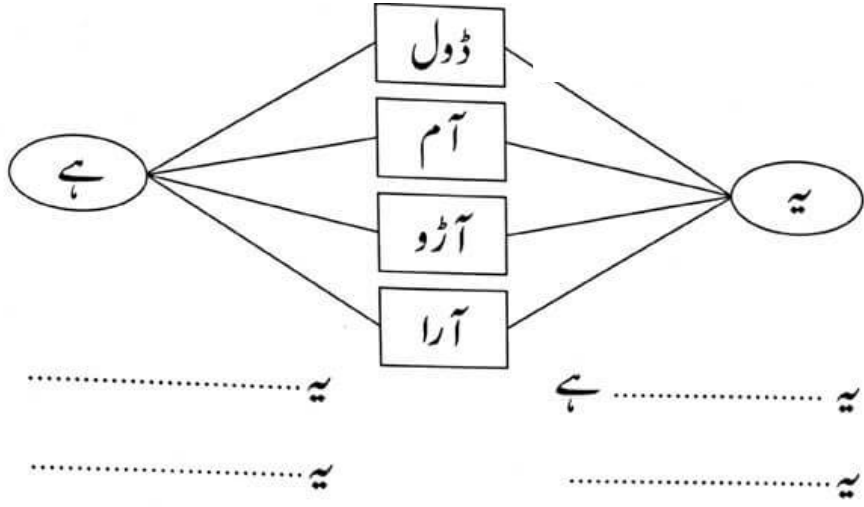
•

•

_____ =


تا + لا





جملے بنائیے۔




درج ذیل چھوٹی اشکال کو 'ا' سے ملا کر لکھیں۔

- س + ا _____
- ٹ + ا _____
- ح + ا _____
- ر + ا _____
- ل + ا _____

رنگ بھرے	پر دائرہ لگائیں (ج)	تصویر کی درست آواز پر دائرہ لگائیں
 <p>ب</p>	<p>ج ا ج</p> <p>ڈ ج ب</p> <p>ج ر ج</p>	<p>آ ا</p> <p>ت ر</p> <p>ذ ج</p>

تصویر کی درست آواز پر دائرہ بنائیں	رنگ بھرے	ایک جیسے حروف ملائیں
 <p>پ ر</p>  <p>و ح</p>  <p>د س</p>	 <p>آ</p>	<p>ذ ث</p> <p>ٹ خ</p> <p>خ ذ</p> <p>ٹ ث</p>

رنگ بھرے	ایک جیسے حروف ملائیں	پر دائرہ لگائیں (د)
 <p>ج</p>	<p>ب ت</p> <p>ڈ ج</p> <p>ج ڈ</p> <p>ت ب</p>	<p>د س د</p> <p>ح د ح</p> <p>د آ د</p>

تصویری کہانی

خالی جگہ پر کر کے کہانی مکمل کریں۔

ایک _____ پیاسا تھا۔ وہ _____ کی تلاش میں نکلا۔

کوئے کو باغ میں ایک _____ نظر آیا۔ گھڑے میں پانی _____ تھا۔


کوئے کی _____ پانی تک نہ پہنچ سکی۔ کواڑا اور کہیں سے _____ اٹھالایا۔

اس نے بہت سے کنکر _____ میں ڈالے۔

اب گھڑے میں پانی _____ آ گیا۔ کوئے نے _____ بھر کر پانی پیا۔

اور _____ کرتا اڑ گیا۔





درج ذیل عبارت میں سے سوالات کے جواب لکھیں۔

یہ ایک بلی ہے۔ اس کا رنگ کالا ہے۔ یہ دودھ پیتی ہے۔

اس کے دو کان ہیں۔ اس کی ایک دم ہے۔

سوالات

(i) یہ کیا ہے؟

جواب: _____

(ii) اس کا رنگ کیسا ہے؟

جواب: _____

(iii) اس کے کتنے کان ہیں؟

جواب: _____

(iv) بلی کیا پیتی ہے؟

جواب: _____

(v) کیا اس کی ایک دم ہے؟

جواب: _____

میرا تعارف

خالی جگہ پر کریں۔



میرا نام ہے۔



میں کا ہوں۔



میں جماعت میں ہوں۔



میں شوق سے پیتی / پیتا ہوں۔



مجھے رنگ اچھا لگتا ہے۔



خوش، ہے، گانا، میں، لال

جملے مکمل کریں۔



یہ چڑیا



یہ ہوا اڑتی ہے۔




اس کا رنگ ہے۔



یہ گاتی ہے۔



سب اس سے ہوتے ہیں۔



اُز دُو

پَر پ



موسم گرما کی چھٹیوں کا کام

سکول و انٹر کالج ساچیوال
چھٹیوں کا کام



CHICHAWATNI CAMPUS

چھٹیوں کا کام

جماعت: پریپ

نام طالب علم: _____
آئی۔ ڈی نمبر: _____
ولایت: _____
سیکشن: _____