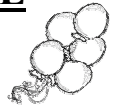




DIVISIONAL PUBLIC SCHOOL & COLLEGE SAHIWAL
(SUB CAMPUS CHICHAWATNI)



SUMMER VACATION TASK 2023 **Class: PREP**

Name: _____ **I.D** _____

Class: _____ **Section:** _____

Note: K-G class students will write their summer task in their hand books. Prep to class VIII students will write their summer task in separate registers. All parents are directed to supervise their kids while doing summer task. All work should be written in neat and clean way properly.

Summer task written by parents or tutors will not be accepted. Student's name ,class and subject should be mentioned on registers. Registers should be laminated properly.

ENGLISH

Q.1: Write capital letters (A-Z)

Q.2: Write small letters and circle the vowel letters. (a-z)

Q.3: Draw seven kites, colour them and write the colour's name also.

Q.4: Write Days of the week.

Q.5: Write opposites of these words.

happy, big, short, sun, water, up, shut, day, thick, hard,
hot, fast.

Q.6: Write plurals of these words.

nut, star, book, bell, tree, cap, lamp, pencil, chair, cat,
frog, bag.

Q.7: Make sentences of these words.

jug, bag, cat, fish, running, tree, working, eating, pot,
sleeping.

Q.8: Encircle the nouns.

i): Ali is a boy.

ii): Sara is a girl.

iii): It is a hen.

iv): This is my school.

v): It is a pencil.

Q.9: Encircle the adjectives.

- i): You are a good teacher. ii): It is a black shirt.
iii): She is a beautiful girl. iv): He is a clever boy.
v): I saw a long snake.

Book Reading Pages: 1-18

Activities

- ✂ Draw a 'Cat' and write 5 sentences on it.
- ✂ Collect the pictures of your favourite flowers and paste them in your note book. write their names also.


GENERAL KNOWLEDGE

- ✂ **Islamiat:** Learn Q # 1 To Q 4
- ✂ **Social Studies:** Learn Q # 1 To Q 4
- ✂ **Science:** Learn Q # 1 To Q 4

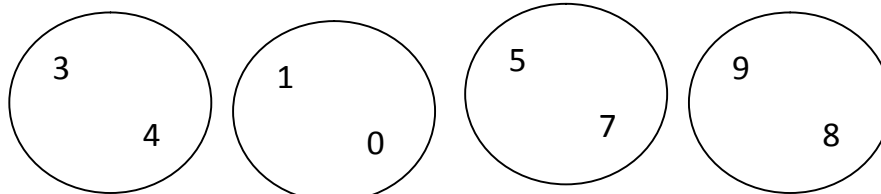
Activities

- ✂ Draw 5 pillars, colour them and write the names of 5 pillars of Islam in them.
- ✂ Collect the pictures of five flags of different countries, paste them in your notebook and write under each flag:

- i): Name of Country ii): Capital of Country



- 1: Write counting in numbers (0- 100)
- 2: Write numbers in words. (0-20)
- 3: Draw and colour 5 Basic shapes and write their names.
- 4: Encircle the smaller number.



5: Add these.

$$\begin{array}{r} 4 \\ + 5 \\ \hline \end{array}$$

$$\begin{array}{r} 2 \\ + 1 \\ \hline \end{array}$$

$$\begin{array}{r} 2 \\ + 2 \\ \hline \end{array}$$

$$\begin{array}{r} 2 \\ + 4 \\ \hline \end{array}$$

$$\begin{array}{r} 8 \\ + 1 \\ \hline \end{array}$$

$$\begin{array}{r} 5 \\ + 0 \\ \hline \end{array}$$

6: Subtract these.

$$\begin{array}{r} 8 \\ - 5 \\ \hline \end{array}$$

$$\begin{array}{r} 7 \\ - 3 \\ \hline \end{array}$$

$$\begin{array}{r} 4 \\ - 1 \\ \hline \end{array}$$

$$\begin{array}{r} 4 \\ - 2 \\ \hline \end{array}$$

$$\begin{array}{r} 3 \\ - 2 \\ \hline \end{array}$$

$$\begin{array}{r} 7 \\ - 2 \\ \hline \end{array}$$

7: Solve these.

$5 + 2 = \bigcirc$

$5 + 5 = \bigcirc$

$4 + 1 = \bigcirc$

$1 + 5 = \bigcirc$

$4 + 4 = \bigcirc$

$9 + 0 = \bigcirc$

8: Solve these.

$9 - 5 = \square$

$4 - 2 = \square$


$7 - 3 = \square$

$8 - 1 = \square$

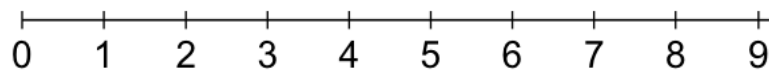
$5 - 0 = \square$

$6 - 3 = \square$

9: Add these by using the number line.



$2 + 1 = \square$



$7 + 2 = \square$

Activities

✂ Collect some objects or pictures of objects and paste them in your notebook according to the given concepts.

i): Big/Small

ii): Long/Short

iii): Few/Many

iv): Heavy/Light

اُردو

اُردو قاعدہ: پڑھائی صفحہ 2 تا 17

حروف کی لکھائی (الف تائے)

حروف کی چھوٹی اشکال تحریر کریں: (ب تا ی)

دو حرفی اور تین حرفی الفاظ کا املاء لکھیں۔

بائے یا تک لکھیں۔

لفظوں میں ایک تا دس گنتی لکھیں۔

رنگوں کے نام لکھیں اور غبارے بنا کر ان میں رنگ بھریں۔

بات، جاٹ، نان، مال، روٹی کے تین ہم آواز الفاظ لکھیں۔

الفاظ بتائیں: د-ا-ت-ا ج-ا-ٹ-ا پ-ا-ش-ا ش-ا-خ ب-ا-ٹ-ا

توڑ لکھیں: بابا پاپا تار تاش چار

والدین غلط ترتیب کے پانچ جملے بچوں کو لکھ کر دیں اور انھیں درست ترتیب سے لکھوائیں۔

جملوں میں استعمال کریں: آم ہار شاخ تاج جگ

سرگرمیاں

آم کی تصویر بنا کر اس میں رنگ بھریں اور آم پر پانچ جملے لکھیں۔

موسم گرما کی تصویر بنائیں اور گرما میں پائے جانے والے پھلوں کی تصاویر رجسٹر پر چسپاں کریں۔

نام طالب علم: _____
آئی۔ ڈی نمبر: _____
ولادت: _____
سیکشن: _____