

DIVISIONAL PUBLIC SCHOOL & INTER COLLEGE CHICHAWATNI

SUMMER TASK:

ENGLISH

CLASS: IV

Q:1. Write daily diary in English. Here's a checklist of the key features to use when you write a diary entry.

- Choose a specific time each day to write in your diary.
- Write the date in the corner on the first line.
- Start with 'Dear Diary' if you want to.
- Be honest with whatever you write.
- Describe the places where the events happened.
- Write in the past tense.
- Use pronouns like I, my, and me to show that the events happened to you.
- Talk about how you were feeling or what you were thinking when each event happened.
- Use interesting vocabulary.

Q:2. Read the paragraphs given below and make at least five questions from each paragraph and answer them.

Comprehension Passage No.1

It takes the pod about six months to ripen. After that, the pods are collected into heaps and then split open to remove the beans. Now the process of delicious chocolate making starts. First of all, the beans are heated or placed in the hot sun to dry. Then they are sent to factories. Chocolate beans are cleaned before they are roasted in a big oven. Next the shells are removed from the beans. The remaining pieces are edible and called 'nibs'. The nibs are roasted and mixed with sugar and made into a paste. Dried milk and some flavors are added to the mixture. This mixture is then poured into big trays. A granite roller is pushed in each tray for several days. The chocolate now becomes a fine liquid. Finally, this liquid is left to harden. This is how chocolate is made.

Comprehension Passage No. 2

One day Mahnoor was playing in a park with her friends. She noticed that people were plucking flowers, killing insects and making the park dirty. She was so upset. She wanted to save the insects and environment but could not think of any idea. She went to her mother to ask for help. Her mother told her to make a colorful chart about importance of plants, trees, insects and birds. It was indeed a very good idea to seek everyone's attention. Her friends, Amna and Salma, helped her too. They made many charts together and put them up all over the garden. They also gave the charts to their neighbours.

Comprehension Passage No. 3

We arrived at the museum at around 10 a.m. When I entered the museum gate, I was amazed to see many army crafts in front of me. Everything seemed real. There were many big galleries, huge slabs and walls. These galleries and slabs had different names: Rebirth of a Nation, the Quaid and the Armed Forces, Shuhada Corner, Nishan-e-Haider Gallery, Life at Siachen, Kashmir Corner etc. On getting inside the museum building, I first saw four captured Indian tanks. A brief history of the encounters in which these Indian tanks were captured was displayed near them.

Comprehension Passage No. 4

Islamic values and teachings are common factors shared by all cultures of Pakistan. A number of religious and regional festivals are celebrated here. Eid-ul-Fitr and Eid-ul-Azha are two major religious festivals of Pakistan. However, let's not forget the minorities and other communities that celebrate their joyful events in the country. The Christian community celebrates Christmas, Ester and other religious festivals in Pakistan. The other minorities like Hindus, Sikhs and Parsis also celebrate their religious days with equal enthusiasm. The colors of Pakistan are of great attraction for the tourists from all around the world.

Q3. Read the lessons 'The Journey of Chocolate' and 'The pride of Pakistan' carefully and pick out 25 words from each unit and use them in a sentence of your own.

Q4. Write and memorize the definitions and examples of the following grammatical terms given in Read Me boxes at the end of each unit.

(Digraph, Consonant digraph, Trigraph, Silent letters, Countable nouns, Uncountable nouns, Articles, Adjectives of Quality, Adjectives of Quantity, Adjectives of colour, Adjectives of Size, Adjectives of shape, Adjectives of Origin, Multi-syllable words, Collective noun, Diphthong, Joining words, Anagram, Regular nouns, Irregular nouns, Preposition of Positions, suffixes, Synonyms, Antonyms, Helping Verbs, Preposition of time, Comparative and Superlative Adjectives.)

Q5. Learn complete exercise at the end of Unit 1 – 4 including vocabulary building.

Q6. Solve complete exercise of Present Continuous Tense and Past Continuous Tense from the book 'Translation Made Easy'.

Q7. Learn and write summary of the poem 'Caterpillar.'

Q8. Learn and write essay 'A Blazing Summer Season in Pakistan.'

Q9. Look at the given picture and write a short paragraph using action verbs.



1. What do you know about web camera and digital camera?
2. What is Windows Explorer? Explain its panes.
3. Write a note on following:
 - a. Wallpaper
 - b. Screen saver
4. Write down name of any five Icons of your computer screen?
5. Write a note on following:
 - a. Light pen
 - b. Scanner
6. Write a note on Windows 7?
7. Write down the steps to creating a new folder?

Activities

1. Draw a picture of desktop with at least 6 icons on a chart.
2. Paste the picture of any 5 input devices and 5 output devices on your notebook.
3. Identify the device shown in the figure and answer the following questions:
 - a. What is the name of this device?
 - b. How many buttons on it? Write name of these buttons.
 - c. What is the use of this device?
 - d. Write down three functions of it?



Q .1 : Write in words

112,456,78

507,789

1000000

613,421,005

1,289,056

Q .2: Solve word problems with statement .

- i) A library has 46,918 books of English and 108,625 books of Urdu .What is the total number of books ?
- ii) Find the difference between the largest 4-digit number and smallest 6-digit number .
- iii) How many hours are there in 2700 minutes ?
- iv) There are 1440 minutes in a day . How many minutes

Q .3 : Solve

(i) $10 + 9 \times 5$ (ii) $8 - 4 \times 1 + 3$ (iii) $36 - 63 \div 7 + 8$ (iv) $4 + 9 \div 3 \times 5$

Q .4: Solve

$3047 \div 53$

72562×169

$4818 \div 35$

80093×200

Q. 1 : Draw and colour your favourite cartoon character . Do it on white chart .

Q. 2: Draw and colour a vase on white computer sheet .

Dry out some real flowers and leaves . Paste them in vase in form of bunch by using glue .

Q.3 : Draw a fish in water and paste some water plant by using green card paper . Do it on computer sheet .

Q. 4 : Draw night scene on black chart by using silver glitter sheet and silver marker , detail the scene

Q. 5 : Draw a tree on computer paper . Paste some real dry leaves on it . Colour the stem with poster colours .

Activity No 1


Activity Name :Flower with cotton buds

Materials: cotton buds , glue , white computer sheet (1) ,

Method :

1: Draw a stem and leaves of plant .

2 : Paste cotton buds in form of circle to make a flower as shown in picture



Activity No 2

Activity Name :Thumbs printing

Materials : poster colour , brush , white computer sheet (1) ,

Method

1 : Put thumb impression in dotted ovals .



Activity No 3


Activity Name : Doodling design

Material : colorful pointers , white chart (1)

Method

1: Draw 5 x5 inch box .

2: random sketch as shown in Example .



Activity No 4

Activity Name : Fork painting


Material : red , blue computer sheet (1) , UHU , paint (white) , Black hard chart (1)

Method

1: Put a drop of paint on red sheet

2: spread it carefully with fork .

3: cut ear , nose and eyes of loin and paste them on it . as shown in picture



Short Question

1. Write any four characteristics of living organisms.
2. Write any three differences between animals and plants.
3. Define the function of heart?
4. Define brain and its function.
5. What function do bones and muscles perform together?
6. Describe the function of lungs
7. Why Plants are essential?
8. How do leaves get water?
9. Make a list of living and non-livings things in your town. (at least 10 each)
10. Make a list of vertebrates and invertebrates in your town (at least 4 each)
11. How many teeth does a human being have?

Projects

Make 2D model of lungs by thermocol sheet. (Model must be of 1 foot).

Place three main parts of the plant on the chart and label it. (Use Complete Chart)

جماعت: چہارم

تعطیلات گرما کا کام

اسلامیات

س: مشہور فرشتوں کے نام اور کام خوش خط تحریر کریں۔

س: علم کی اہمیت اور فضیلت کے بارے میں آیات احادیث تحریر کریں۔ (کوئی سی چار)

س: آدابِ مجلس تحریر کریں۔ (کوئی سے پانچ)

س: حضرت ابراہیم علیہ السلام کے حالات زندگی بیان کریں۔

س: اپنی زندگی میں سے دیانت داری کا ایک واقعہ تحریر کریں۔

س: درج ذیل دعائیں زبانی یاد کریں۔

ج۔ مسجد میں داخل ہونے اور باہر نکلنے کی دعا

ا۔ سونے اور جاگنے کی دعا ب۔ بیت الخلاء میں داخل اور باہر نکلنے کی دعا

س: سجدے، رکوع اور قومہ کی تسبیح یاد کریں اور خوش خط تحریر کریں۔ (مع ترجمہ)

س: سورۃ الکوثر اور سورت الماعون زبانی یاد کریں۔

س: ادائیگی نماز کی ڈائری خریدیں اور روزانہ کی بنیاد پر والدین سے دستخط کروائے۔ (جھوٹ سے اجتناب)

تعطیلات گرما کا کام

برائے جماعت چہارم

اردو جماعت چہارم

- سرگرمی نمبر 1- درسی کتاب میں موجود درج ذیل اسباق کا مطالعہ کریں اور دیے گئے سوالات کے جواب تحریر کریں۔
- اسباق: ہم بنیں گے اچھے شہری، حضرت فاطمہ الزہراؑ، رائے کا احترام، تاریخی عمارتیں، باتیں دانائی کی۔
- 1- ہر سبق کے دس اہم نکات اپنی نوٹ بک پر لکھیں۔
- 2- ہر سبق میں سے املا کی اغلاط کی درستی خوش خط تحریر کریں۔ (کم از کم دس الفاظ)
- 3- ہر سبق میں سے پانچ اسم نکرہ اور پانچ اسم معرفہ تلاش کر کے خوش خط لکھیں۔
- 4- ہر سبق سے 10 منتخب الفاظ کے معنی اور جملے تحریر کریں۔
- سرگرمی نمبر 2- اپنی پسندیدہ سبزی کی تصویر لیں اور اس کا انٹرویو کر کے تحریر کریں۔
- سرگرمی نمبر 3- کسی گاؤں کی ایک شام کا منظر اپنے الفاظ میں تحریر کریں۔
- سرگرمی نمبر 4- کسی رسالے سے کوئی حمد پڑھیں اور اُس کے اشعار کو نثر میں تحریر کریں۔
- سرگرمی نمبر 5- کتاب کے صفحہ 25 کا مطالعہ کریں اور حقیقی و غیر حقیقی مذکر مونث کی تعریف تحریر کریں۔ نیز دیے گئے ٹیبل میں موجود مذکر مونث رجسٹر پر الگ الگ خانوں میں تحریر کریں۔
- سرگرمی نمبر 6- درخواست لکھنے کا طریقہ کار تحریر کریں۔ نمونے کے طور پر فیس معافی کی درخواست تحریر کریں۔
- سرگرمی نمبر 7- اپنے والدین سے ریل گاڑی کے بارے میں معلومات جمع کر کے ”ریل گاڑی“ پر ایک مضمون تحریر کریں۔

جماعت: چہارم

تعطیلات گرما کا کام

معاشرتی علوم

- سوال نمبر 1: نقشے سے کیا مراد ہے؟ نقشے کے عناصر تفصیلی بیان کریں؟ (باب پنجم صفحہ نمبر 68)
- سوال نمبر 2: براعظم کسے کہتے ہیں؟ دنیا میں کل کتنے براعظم ہیں تمام براعظموں کے نام خوشخط تحریر کریں؟ (صفحہ نمبر 62)
- سوال نمبر 3: مردم شماری کی اہمیت تفصیلی بیان کریں نیز بڑھتی ہوئی آبادی کے مسائل بیان کریں؟ تفصیلاً (یونٹ آبادی صفحہ نمبر 94، 96)
- سوال نمبر 4: ذرائع ابلاغ سے کیا مراد ہے؟ ابلاغ کے مختلف ذرائع تفصیلاً تحریر کریں۔ (ذرائع ابلاغ صفحہ نمبر 23، 24، 25)
- سوال نمبر 5: (الف) موبائل فون کے استعمال پر نوٹ تحریر کریں۔ (صفحہ نمبر 26)
- (ب) کمپیوٹر ذرائع ابلاغ میں کیا کردار ادا کر رہا ہے؟ نوٹ تحریر کریں۔ (صفحہ نمبر 27)
- سرگرمی نمبر 1: سفید چارٹ پر پاکستان کا نقشہ بنائیں اور عناصر کی نشان دہی کریں۔
- سوال نمبر 2: پاکستان کے تاریخی مقامات کی تصویریں الہم تیار کریں جس میں تمام مقامات کی تصویریں لازمی ہونی چاہیے۔ کم از کم 15
- سوال نمبر 3: قیام پاکستان میں اہم کردار ادا کرنے والی اہم شخصیات کی تصویریں الہم میں چسپاں کریں اور ان کے متعلق مختصر بیان کریں۔