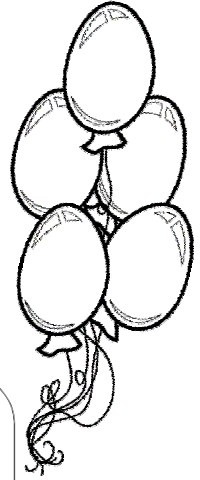


DIVISIONAL PUBLIC SCHOOL & COLLEGE SAHIWAL
(CHICHAWATNI CAMPUS)



Name: _____

Section: _____

Student I.D: _____



Dear Parents,

The long awaited summer vacation is here. Time to relax be productive and to get ahead. As important as it is to rest and enjoy, it is also important to continue to learn. Keep a balance between work and play and allow your kids to grow in the process.

Keep reminding your child to write neat with sharp pencil and on the lines. Let the child to do his/her work by his/her own hands. Originality of the task will be appreciated rather than the perfection. It will surely enhance your child's learning process.

Dear Students,

Note: K-G class students will write their summer task in their hand books.

Prep to class VIII students will write their summer task in separate registers. All parents are directed to supervise their kids while doing summer task. All work should be written in neat and clean way properly.

Summer task written by parents or tutors will not be accepted. Student's name ,class and subject should be mentioned on registers. Registers should be laminated properly.

INSTRUCTIONS:

Use separate registers for each subject i.e. English, Urdu, Mathematics & G.K.

- Cover your registers and write your name and subject.
- Sharpen your pencil while doing your work
- Use pencil colours where required.
- Parents are advised to supervise their kids while they do their work.
- Enjoy your summer vacations but don't waste time.

Remember Please:

- ✓ Take a bath daily.
 - ✓ Brush your teeth twice a day.
 - ✓ Clip your nails every Friday.
- Relax, Enjoy have loads of fun and come back refreshed.

Thank you ☺



Trace the Alphabets.

a	a	a	a	a	a	a	a
b	b	b	b	b	b	b	b
c	c	c	c	c	c	c	c
d	d	d	d	d	d	d	d
e	e	e	e	e	e	e	e
f	f	f	f	f	f	f	f
g	g	g	g	g	g	g	g
h	h	h	h	h	h	h	h
i	i	i	i	i	i	i	i
j	j	j	j	j	j	j	j
k	k	k	k	k	k	k	k
l	l	l	l	l	l	l	l
m	m	m	m	m	m	m	m
n	n	n	n	n	n	n	n
o	o	o	o	o	o	o	o

Trace the Alphabets.

a	a	a	a	a	a	a	a
b	b	b	b	b	b	b	b
c	c	c	c	c	c	c	c
d	d	d	d	d	d	d	d
e	e	e	e	e	e	e	e
f	f	f	f	f	f	f	f
g	g	g	g	g	g	g	g
h	h	h	h	h	h	h	h
i	i	i	i	i	i	i	i
j	j	j	j	j	j	j	j
k	k	k	k	k	k	k	k
l	l	l	l	l	l	l	l
m	m	m	m	m	m	m	m
n	n	n	n	n	n	n	n
o	o	o	o	o	o	o	o

Practice to learn: Match the letters.

b

d

c

e

a

f

i

h

g

d

e

b

a

c

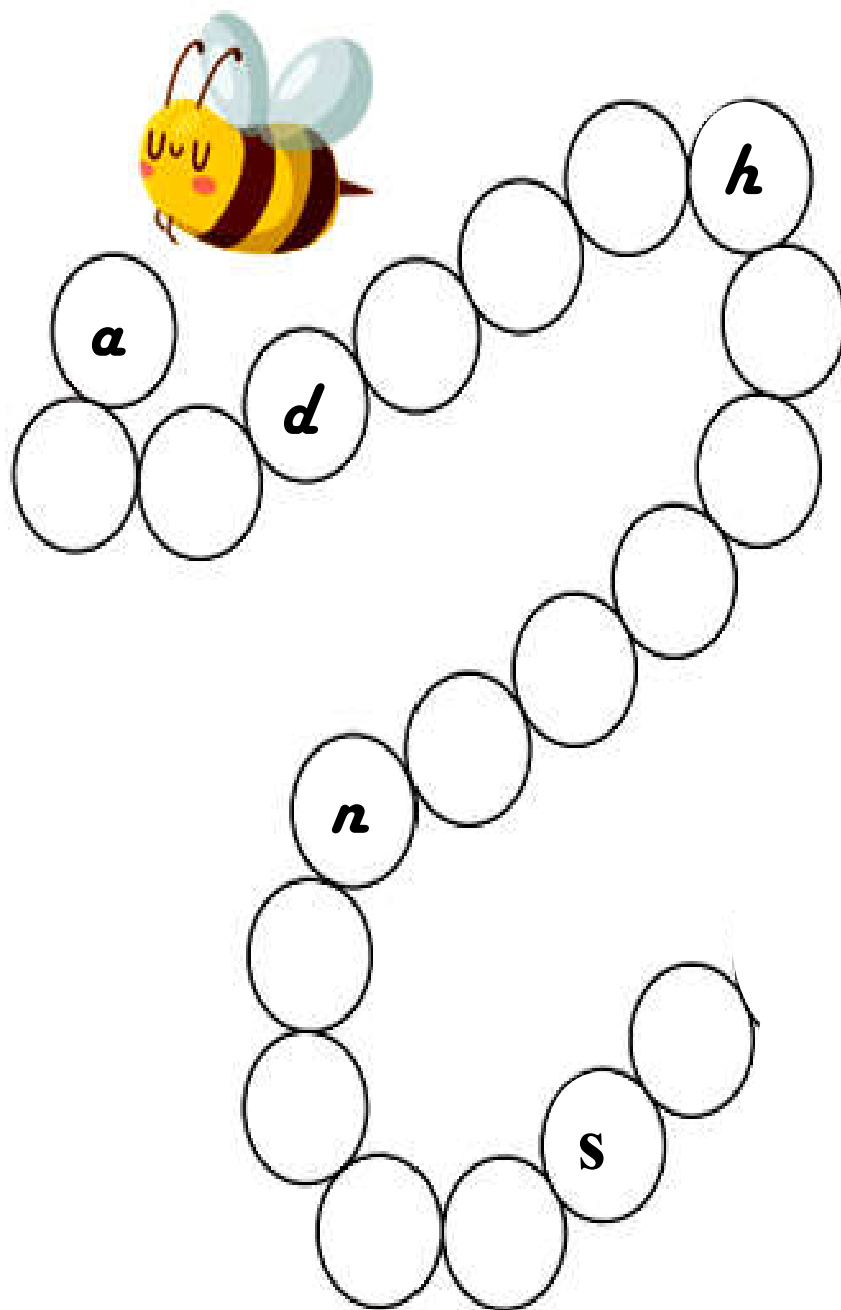
i

g


f


h

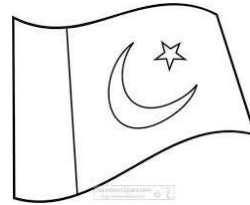
Fill in the missing letters :




Write first letter of the picture.

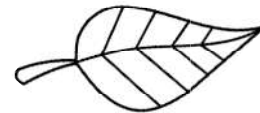












Level 1: Who We are?

Level 2: Where we live?

Draw according to given letters.

a

d

b


c

e

Coloring A Activity

Directions: Color the Letter A and Apple

A a




A

a

Directions: Color the Letter C and Cat

C c



C

c

Write a to l.



Note: Write Letters (a-l) on Rough Register (5 Times)

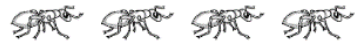
MATH

Trace the digits.

1	11	21	31	41
2	12	22	32	42
3	13	23	33	43
4	14	24	34	44
5	15	25	35	45
6	16	26	36	46
7	17	27	37	47
8	18	28	38	48
9	19	29	39	49
10	20	30	40	50

Note: Write Counting (0-20) on Rough Register (10 Times)

Count and match.



5

9

8

6

7

Write the missing number.

2			5		7	
---	--	--	---	--	---	--

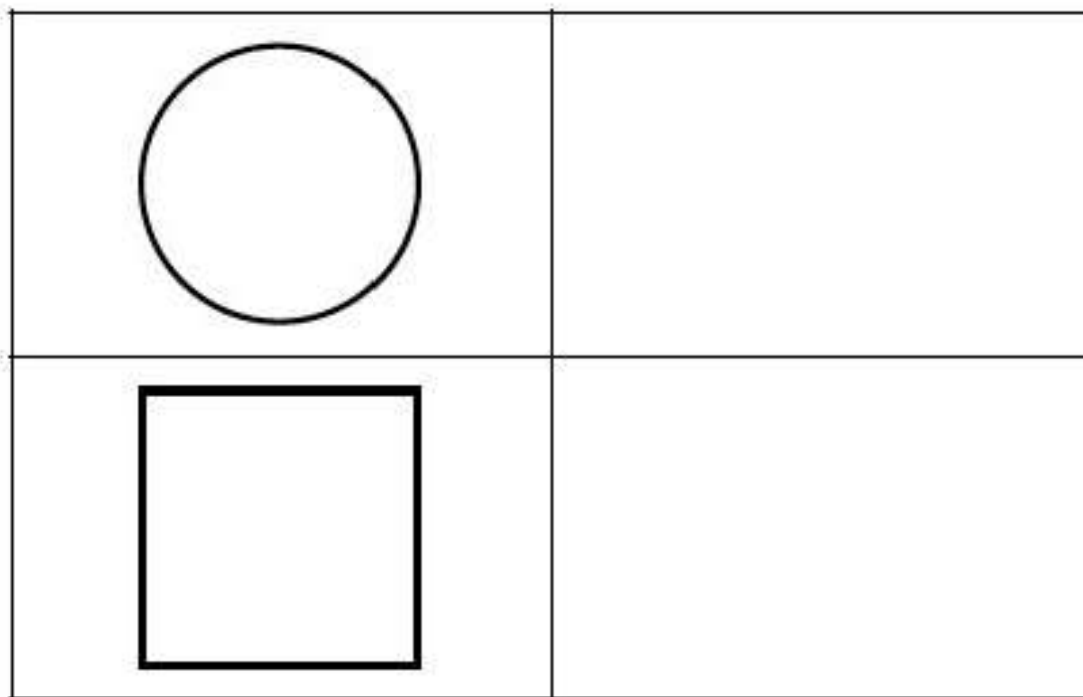
1		3		5		7
---	--	---	--	---	--	---

1	2			5		7
---	---	--	--	---	--	---

4			7		9	
---	--	--	---	--	---	--

3		5			8	
---	--	---	--	--	---	--

Copy The Shape



Write the Number that Comes Before

___ 9

___ 8

___ 5

___ 3

___ 10

___ 2

___ 4

___ 7

___ 6

Write the Number that Comes After

8 ___

4 ___

2 ___

7 ___

9 ___

3 ___

5 ___

1 ___

6 ___

General Knowledge

1: Learn about ' Myself'

My name is

I am a boy/ girl.

I am

year old.

I read in K.G Class.

My teacher name is

My father name is

My mother name is

I have

brother/ sister.

My favourite colour is

My favourite food is

2. Courtesy Words

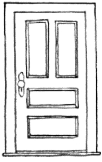
❄ We say **thank you** when we receive something.

❄ We say **sorry** when someone hurt by us..

❄ We say **please** when you ask something.

❄ We say **Excuse me** when we seek permission.

❄ We say **welcome** when some enters.



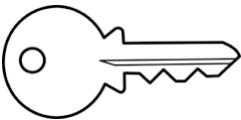
حرف کو تصویر سے ملائیں۔

چ



ا

پ




د


حروف کی پہچان۔ تصاویر سے ملائیں۔



ب




پ



ت



ط



ث

نقاط لگا کر حروف کو مکمل کریں

(ج۔خ)

ح

ح

ح

ح

(د۔ژ)

د

د

ر




ر

ر

ر

ر

تصویر پہچان کر تصویر کا پہلا حرف لکھیے۔



حروف کے خاندان کی لکھائی
”ب“ کے خاندان کے حروف لکھیں

”ج“ کے خاندان کے حروف لکھیں

خوش خط لکھیں۔

ا آ ب پ ت

ٹ ث ج چ ح

خ د ڈ ذ ر

ڑ ز ژ س ش

ص ض ط ظ

خوش خط لکھیں۔ : 'اتاظ'

نوٹ: گُل اردو (درسی قاعدہ) صفحہ 3 تا 27 پڑھائی کریں۔

موسم گرما کی چھٹیوں کا کام

چھٹیوں کا کام

سکول و انٹر کان ساہیوال



نام: _____

والد کا نام: _____

آئی۔ ڈی: _____

جماعت: _____ کے۔ جی

سیکشن: _____