

DIVISIONAL PUBLIC SCHOOL & COLLEGE SAHIWAL
(CHICHAWATNI CAMPUS)



SUMMER VACATION TASK 2025 Class: PREP

Name: _____ **I.D** _____

Class: _____ **Section:** _____

Dear Parents,

The long awaited summer vacation is here. Time to relax be productive and to get ahead. As important as it is to rest and enjoy, it is also important to continue to learn. Keep a balance between work and play and allow your kids to grow in the process.

Keep reminding your child to write neat with sharpened pencil and on the lines. Let the child to do his/her work by his/her own hands. Originality of the task will be appreciated rather than the perfection. It will surely enhance your child's learning process.

Dear Students,

Note: K-G class students will write their summer task in their hand books. Prep to class VIII students will write their summer task in separate registers. All parents are directed to supervise their kids while doing summer task. All work should be written in neat and clean way properly. Summer task written by parents or tutors will not be accepted. Student's name ,class and subject should be mentioned on registers. Registers should be laminated properly.

INSTRUCTIONS:

Use separate registers for each subject i.e. English, Urdu, Mathematics & G.K.


- Cover your registers and write your name and subject.
- Sharpen your pencil while doing your work
- Use pencil colours where required.
- Parents are advised to supervise their kids while they do their work.
- Enjoy your summer vacations but don't waste time.

Remember Please:

- ✓ Take a bath daily.
 - ✓ Brush your teeth twice a day.
 - ✓ Clip your nails every Friday.
- Relax, Enjoy have loads of fun and come back refreshed.



Thank you ☺



ENGLISH

- Q.#:1: Learn reading Oxford Modern English (Pg# 2-20).
 Q.#:2: Learn and Write Dictation Words.
 Q.#:3: Learn and write Name of Days.
 Q.#:4: Learn and write Name of Colours.
 Q.#:5: Write 20 sentences by using This/That
 Like: This is a book. That is a book.
 Q.#:6: Write 20 sentences by using my/your
 Like: It is my cat. It is your cat.
 Q.#:7: Use these words in your own sentences.
 apple boy cat egg box
 fish girl hut pot van

G-K / ART

- Q#1: Learn and write "Myself" (Q: 1-10) ,
 Courtesy Words(Q: 1-8), Healthy Food (Q: 1-6),
 Q#2: Make 2 booklets of healthy food items and junk food items.(You can
 paste or draw pictures)
 Q#3: Make a drawing of Pakistan's flag and colour it.
 Q#4: Take a print out of Pakistan's map and help the child in writing
 the name of its neighbouring countries.(Understanding the
 directions)

اُردو

- سوال نمبر 1- اردو گنتی (ایک تادس) لکھیں۔
 سوال نمبر 2- رنگوں کے نام لکھیں۔
 سوال نمبر 3- جوڑ / توڑ (کاپی پر کرواتے گئے کام کے مطابق مشق کریں۔
 سوال نمبر 4- شرارتی نوکی لکھائی۔
 سوال نمبر 5- حروف کی چھوٹی اشکال کو "ا" سے ملانا۔
 سوال نمبر 6- لفظ بنائیں (کاپی پر کرواتے گئے کام کے مطابق مشق کریں)
 سوال نمبر 7- ہم آواز الفاظ لکھیں (کاپی پر کرواتے گئے کام کے مطابق مشق کریں)
 سوال نمبر 8- لکھائی چھوٹی اشکال (ب تائی)
 سوال نمبر 9- پڑھائی صفحہ نمبر 2 تا 15
 سوال نمبر 10- جملہ (یہ، ہے، ہیں) کا استعمال
 یہ ایک باجا ہے۔ یہ تارے ہیں۔ یہ شاخ ہے۔ یہ تالے ہیں۔ یہ کتاب ہے۔
 سوال نمبر 11- املاء
 بابا، باپ، آپ، آتا، بات، تاپ، آتا، ٹاٹ، باٹا، آجا، جاتا، باجا، جات، آج، کاج،
 تاج، لاج، چاچا، چاٹا، چاٹ، دادا، دابا، داد، ڈاٹ، ذات، کاٹ، پاٹ۔
 (دس دفعہ مشق)

MATHEMATICS

Q.1. Learn and write numbers in words (zero-twenty)

(5 times)

Q.2. Learn and write five basic shapes.

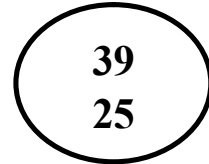
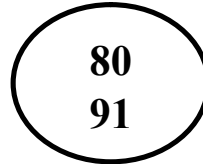
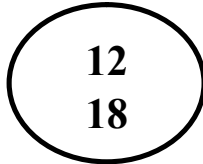
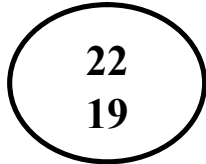

(5 times)

Q.3. Learn and write the concept of unit & tens.




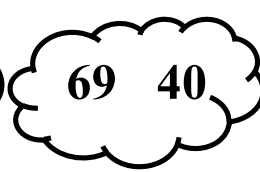
(5 times)

Q.4. Learn and write the concept of bigger and small number.

➤ Circle the bigger number.



➤ Circle the small number.



Q.5. Concept of vertical addition.

7	6	4	3	6	5	7	2
<u>+8</u>	<u>+1</u>	<u>+2</u>	<u>+3</u>	<u>+2</u>	<u>+3</u>	<u>+2</u>	<u>+5</u>

Q.6. Horizontal addition.

- | | | |
|-------------------|-------------------|--------------------|
| (i) $2+6=$ _____ | (ii) $1+3=$ _____ | (iii) $4+2=$ _____ |
| (vi) $5+3=$ _____ | (v) $2+2=$ _____ | (vi) $8+1=$ _____ |

Q.7. Vertical subtraction.

2	3	4	6	8	7	5	9
<u>-1</u>	<u>-2</u>	<u>-2</u>	<u>-4</u>	<u>-3</u>	<u>-3</u>	<u>-2</u>	<u>-5</u>

Q.8. Horizontal subtraction.

- | | | |
|-------------------|-------------------|--------------------|
| (i) $2-1=$ _____ | (ii) $6-2=$ _____ | (iii) $4-3=$ _____ |
| (vi) $5-3=$ _____ | (v) $7-2=$ _____ | (vi) $8-3=$ _____ |

Q.9. Addition with 0.

2	3	4	5	6	7	8	9
<u>+0</u>	<u>+0</u>	<u>+0</u>	<u>+0</u>	<u>+0</u>	<u>+0</u>	<u>+0</u>	<u>+0</u>

Q.10. Subtraction with 0.

2	3	4	6	8	7	5	9
<u>-0</u>	<u>-0</u>	<u>-0</u>	<u>-0</u>	<u>-0</u>	<u>-0</u>	<u>-0</u>	<u>-0</u>