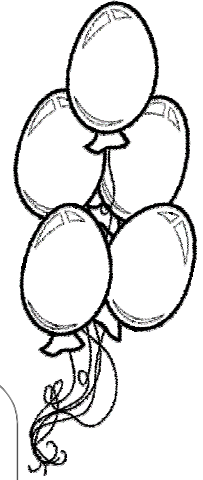



DIVISIONAL PUBLIC SCHOOL & COLLEGE SAHIWAL
(CHICHAWATNI CAMPUS)



Name: _____

Section: _____

Student I.D: _____



Dear Parents,

The long awaited summer vacation is here. Time to relax be productive and to get ahead. As important as it is to rest and enjoy, it is also important to continue to learn. Keep a balance between work and play and allow your kids to grow in the process.

Keep reminding your child to write neat with sharp pencil and on the lines. Let the child to do his/her work by his/her own hands. Originality of the task will be appreciated rather than the perfection. It will surely enhance your child's learning process.

Dear Students,

Note: K-G class students will write their summer task in their hand books. **Prep to class VIII** students will write their summer task in separate registers. All parents are directed to supervise their kids while doing summer task. All work should be written in neat and clean way properly. Summer task written by parents or tutors will not be accepted. Student's name ,class and subject should be mentioned on registers. Registers should be laminated properly.

Note: 5 Marks will be granted for each subject. Summer Task should be submitted before 31st of August , 2026. Late submission will not be entertained.

INSTRUCTIONS:

Use separate registers for each subject i.e. English, Urdu, Mathematics & G.K.

- Cover your registers and write your name and subject.
- Sharpen your pencil while doing your work
- Use pencil colours where required.
- Parents are advised to supervise their kids while they do their work.
- Enjoy your summer vacations but don't waste time.


Remember Please:


- ✓ Take a bath daily.
 - ✓ Brush your teeth twice a day.
 - ✓ Clip your nails every Friday.
- Relax, Enjoy have loads of fun and come back refreshed.


Thank you ☺


ENGLISH


Write the first letter of the pictures.


























Complete the incomplete

a	b		d	e
f		h		
k		m		ñ
	p		r	
t		v		x
	z			

Practice to learn: Match the letters.

b

d

c

e

a

f

i

h

g

d

e

b

a

c


i

g

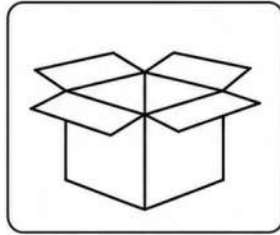
f

h


Colour the correct letter circle according to the picture.




c a t




p o b




n c o



o m p



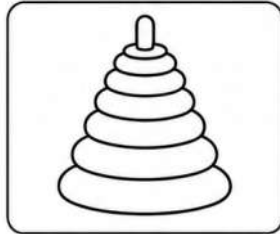
g l o




g d o



o h t



y p o




o t p

Coloring A Activity

Directions: Color the Letter A and Apple

A a



A

a

Match the beginning sounds with pictures.


a



b




c



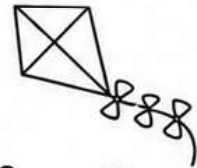
d




e



f




g



h



i

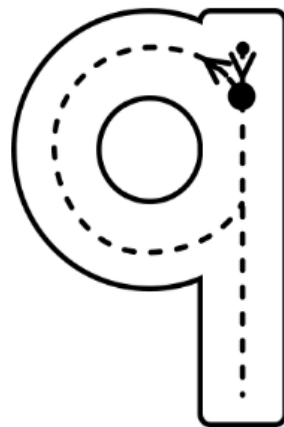
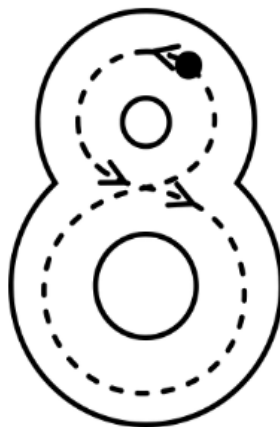


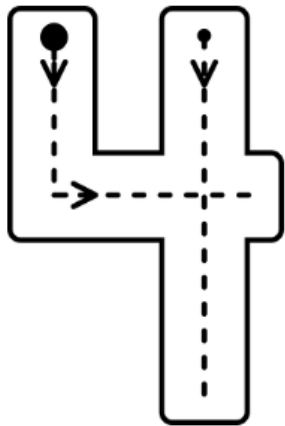
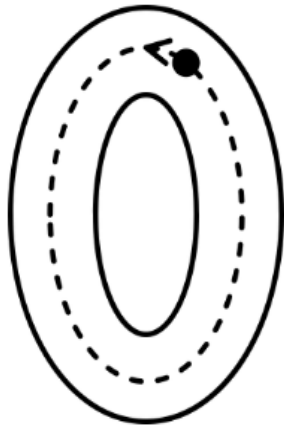


j













MATH

I Can Write Numbers




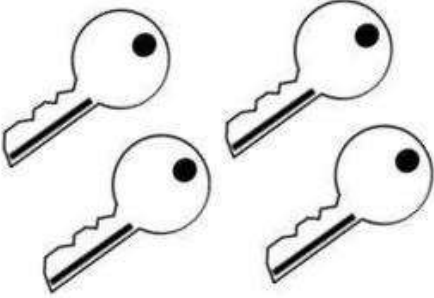


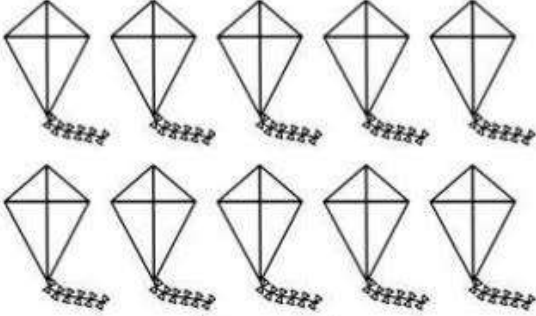


Trace Numbers (1-10)

					
	2	2	2	2	2
	3	3	3	3	3
	4	4	4	4	4
	5	5	5	5	5
	6	6	6	6	6
	7	7	7	7	7
	8	8	8	8	8
	9	9	9	9	9
	10	10	10	10	10


Number Fun

Count and write the number.




 <input data-bbox="469 658 612 797" type="text"/>	 <input data-bbox="1043 658 1187 797" type="text"/>
 <input data-bbox="469 1160 612 1299" type="text"/>	 <input data-bbox="1043 1160 1187 1299" type="text"/>
 <input data-bbox="469 1659 612 1798" type="text"/>	 <input data-bbox="1043 1659 1187 1798" type="text"/>


Count the items and write in the box:





Color & Count





How many?


	<input type="text"/>
---	----------------------

	<input type="text"/>
---	----------------------

	<input type="text"/>
---	----------------------

	<input type="text"/>
---	----------------------


	<input type="text"/>
---	----------------------

	<input type="text"/>
---	----------------------

Count and Match



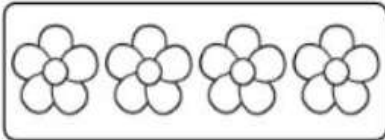
5




3



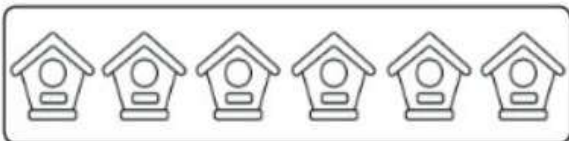
1




2



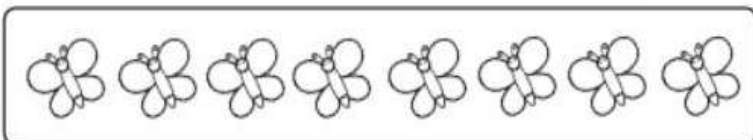
4




7




10



6



8





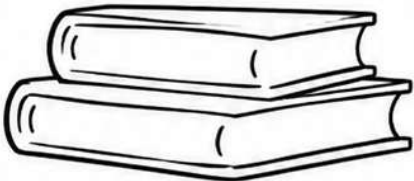

9



Symbols: "More than", "Less than" or "Equal to"

Hint: more than ">" or less than "<" symbols point at the smaller number.

Circle the correct symbol.


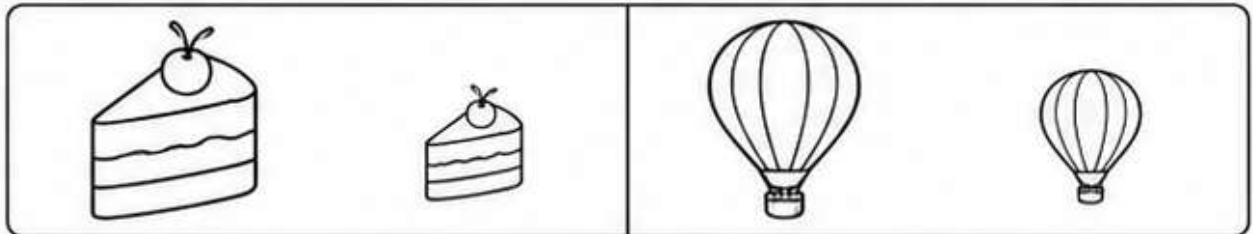
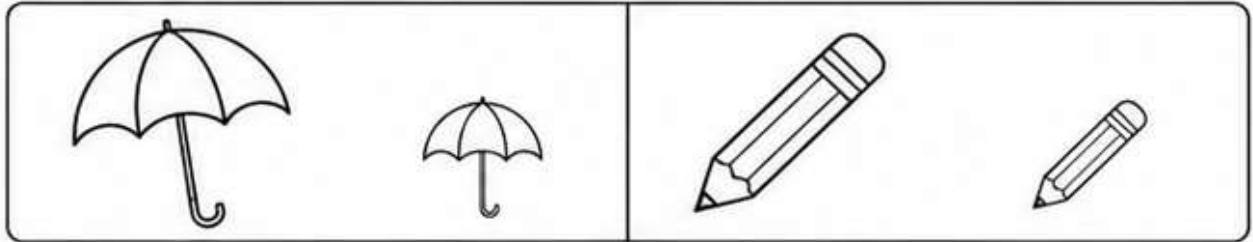
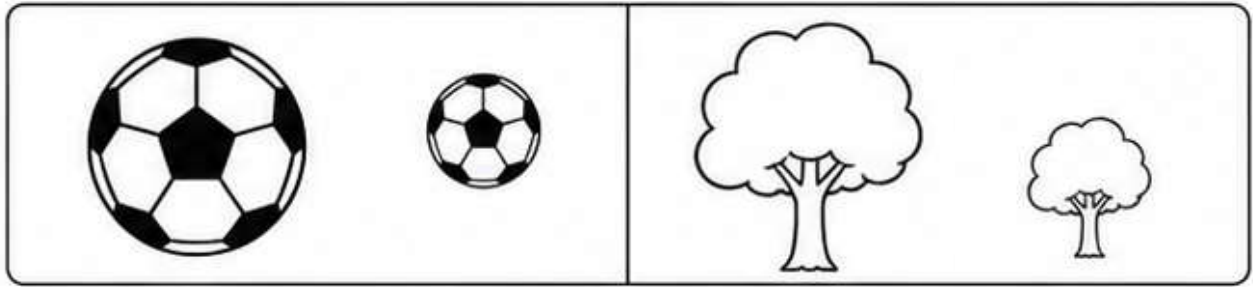
	$>$ $<$ $=$	
---	-------------------	---

	$>$ $<$ $=$	
---	-------------------	---

	$>$ $<$ $=$	
---	-------------------	--








Big and Small

Color the big object blue and the small object green.







Greater Than or Less Than

Fill in the blank with the correct symbol (>, <, =).





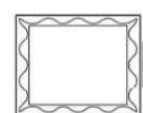



Color, count, and circle the matching number.





 6 7 4	 1 2 3
---	--




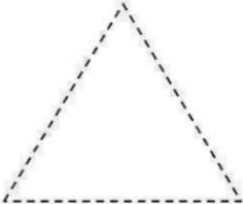

 3 4 5	 6 5 8
--	---


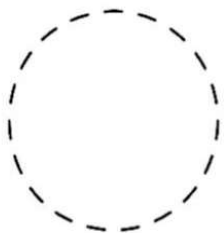
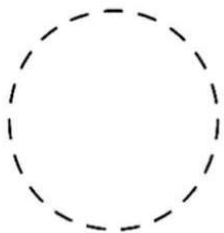
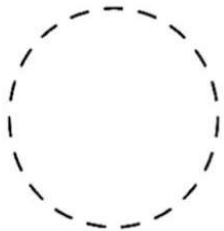

Match these objects with correct shapes.

Encircle the odd one.




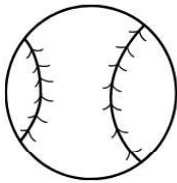





	
	

<p>Shapes</p>	 <p>circle</p>	 <p>square</p>
 <p>rectangle</p>	 <p>triangle</p>	 <p>oval</p>

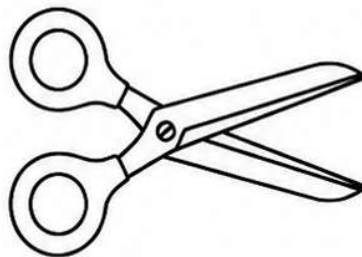











Which one is lighter?

Direction: Circle the lighter object in each box.



Circle the shortest and colour the longest.



General Knowledge

Unit No. 01 (More about me)	Q. 1:	How many eyes do you have?
	Ans:	I have two eyes.
	Q. 2:	How many fingers do you have in one hand?
	Ans:	I have five fingers in one hand.
	Q. 3:	What is the colour of your hair?
	Ans:	I have black hair.
	Q. 4:	How many legs do you have?
	Ans:	I have two legs.
	Q. 5:	What is your height?
Ans:	My height is _____ feet.	

t No. 02 (My family)	Q. 1:	What is your name?
	Ans:	My name is _____.
	Q. 2:	How many family members do you have?
	Ans:	I have _____ family members.
	Q. 3:	What is your father's name?
	Ans:	My father's name is _____.
	Q. 4:	What is your mother's name?
	Ans:	My mother's name is _____.
	Q. 5:	Do you love your family?
	Ans:	Yes, I love my family.

Unit No. 03 (My safety)	Q. 1:	Should we play with fire?
	Ans:	No, we should not play with fire.
	Q. 2:	What will happen if you touch a sharp knife?
	Ans:	It will cut my hand.
	Q. 3:	Where do we cross a road?
	Ans:	We cross the road on Zebra crossing.
	Q. 4:	What will happen if you throw a stone at your friend?
	Ans:	My friend will get hurt.
	Q. 5:	Where do we throw the rubbish?
	Ans:	We throw the rubbish in the dustbin.

Unit No. 05 (Good habits)	Q. 1:	What do you say when someone gives you a gift?
	Ans:	I say, "thank you".
	Q. 2:	What do you say when you hurt someone?
	Ans:	I say, "Sorry".
	Q. 3:	What do you say when you make a request for something?
	Ans:	I say, "Please".
	Q. 4:	What do you say when the teacher enters the class?
	Ans:	I say, "Good morning".
	Q. 5:	How do we walk in the school?
	Ans:	We walk in a straight line.

Unit No. 08 (Colours)	Q. 1:	Tell three primary colours.
	Ans:	Yellow, Red, Blue.
	Q. 2:	Tell three secondary colours.
	Ans:	Orange, Green, Purple.
	Q. 3:	Tell any three red coloured fruits.
	Ans:	Apple, Strawberry, Cherry.
	Q. 4:	Name any three yellow coloured fruits.
	Ans:	Mango, Banana, Pineapple.
	Q. 5:	Name any three green coloured fruits.
	Ans:	Grapes, Pear, Guava.

Unit No. 11 (Animals)	Q. 1:	What is a duck's baby called?
	Ans:	It is called a duckling.
	Q. 2:	What is a kangaroo's baby called?
	Ans:	It is called a joey.
	Q. 3:	What is a lion's baby called?
	Ans:	It is called a cub.
	Q. 4:	What is a cow's baby called?
	Ans:	It is called a calf.
	Q. 5:	Name any three wild animals.
	Ans:	Lion, elephant, zebra.

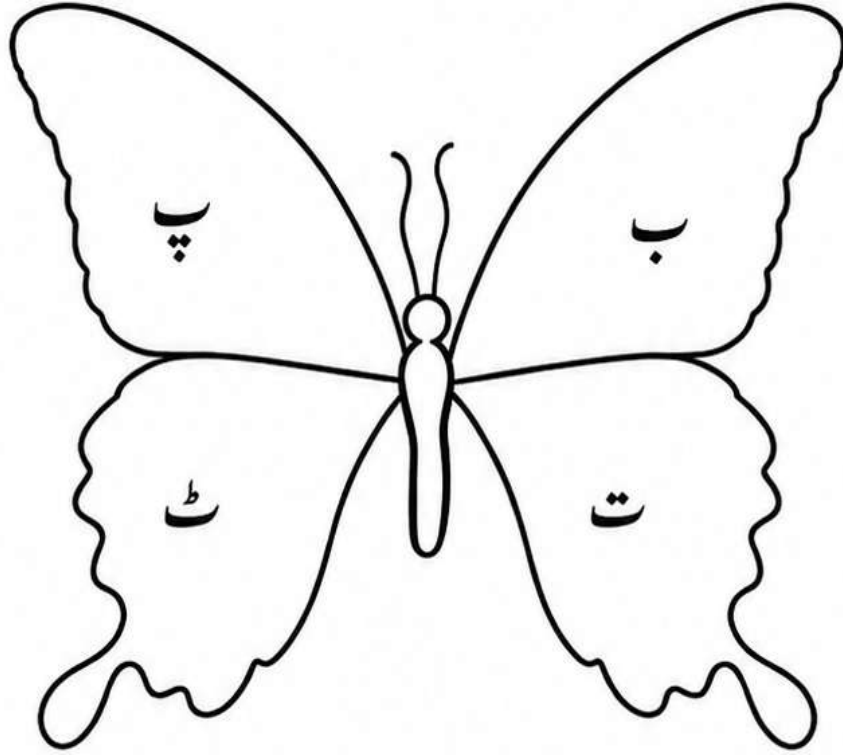
ٹ: ہبز

ت: سرخ

پ: پیلا

ب: نیلا

رنگ بھریں:




حروف کی پہچان - تصاویر سے ملائیں۔



•

•


ب



•

•

پ



•

•


ت



•

•

ٹ




•

•

ث

لال رنگ بھریئے۔




سیب



ٹماٹر

حروف تہجی 'ا' سے 'پے' تک لکھیں۔



خالی جگہ پُر کریں۔




ا — پ — ط




ح — ج



ر — ز — ٹ — ث



س — ص — ط



ع — ف — ک



ل — ن — ہ — ک

خالی جگہ پُر کریں۔

ا ب _ _ ت _ _ ث
_ _ چ _ _ خ د ڈ _ _
ر ر ٹ _ _ ژ _ _ ش

نقطے لگائیں۔

ا ا ا ا ا
ح ح ح ح ح
ر ر ر ر ر
ط ط ط ط ط
ل ل ل ل ل
ی ی ی ی ی

موسم گرما کی چھٹیوں کا کام

پہلی چھٹیوں کا کام

سکول و انٹر کان ساجیوال



نام: _____

والد کا نام: _____

آئی۔ ڈی: _____

جماعت: _____ کے۔ جی

سیکشن: _____